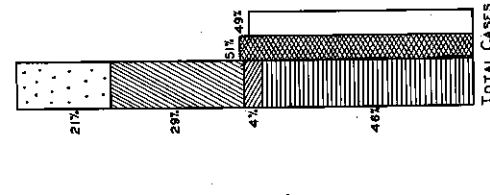
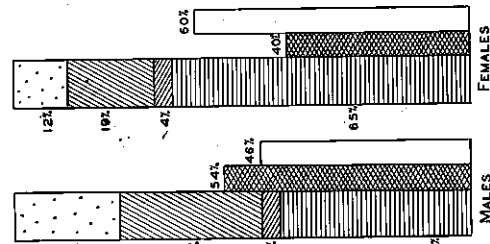


FATAL VEHICULAR ACCIDENTS
ALCOHOL INCIDENCE
1937-1940 INC. 999 CASES

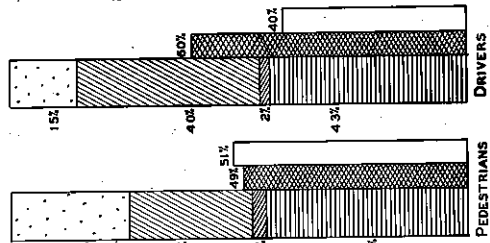
KEY
 0.20% OR OVER 0.05-0.19% 0.04% OR LESS 1/2 NEGATIVE 1/2 TESTED 1/2 NOT TESTED



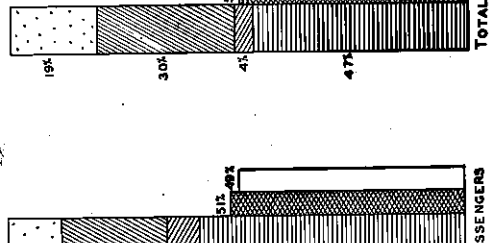
TOTAL CASES
 TESTED 513
 NOT TESTED 486
 TOTAL 999



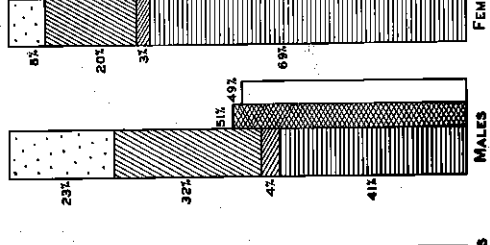
MALES
 424
 355
 779



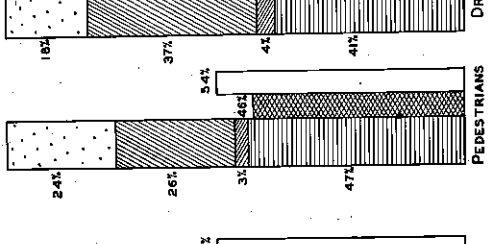
FEMALES
 89
 131
 220



TOTAL CASES
 TESTED 329
 NOT TESTED 414
 TOTAL 828



MALES
 329
 315
 644



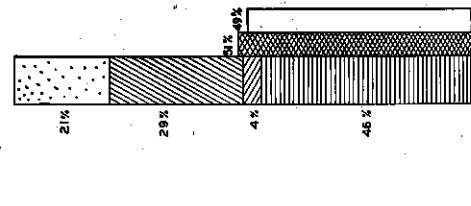
FEMALES
 85
 98
 184

FATAL VEHICULAR ACCIDENTS
ALCOHOL INCIDENCE
1941-1944 INC. 828 CASES

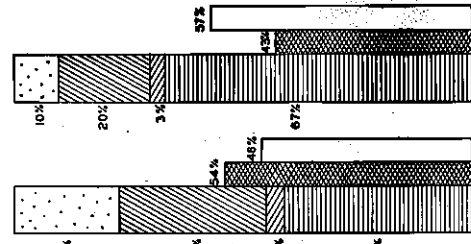
KEY
 0.20% OR OVER 0.05-0.19% 0.04% OR LESS 1/2 NEGATIVE 1/2 TESTED 1/2 NOT TESTED

FATAL VEHICULAR ACCIDENTS
ALCOHOL INCIDENCE
1937-1944 INC. 1027 CASES

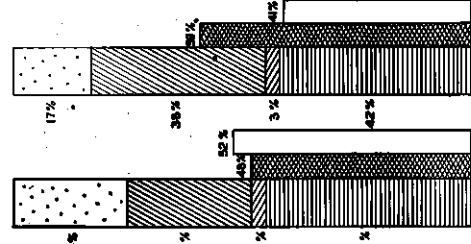
KEY
 0.20% OR OVER 0.05-0.19% 0.04% OR LESS 1/2 NEGATIVE 1/2 TESTED 1/2 NOT TESTED



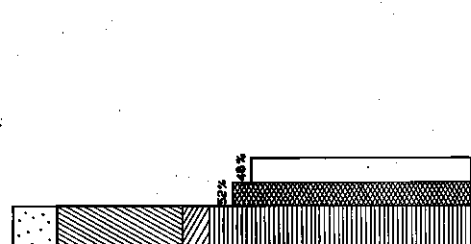
TOTAL CASES
 TESTED 927
 NOT TESTED 900
 TOTAL 1827



MALES
 753
 670
 1423



FEMALES
 174
 230
 404



TOTAL CASES
 TESTED 828
 NOT TESTED 1027
 TOTAL 1855



MALES
 329
 315
 644



FEMALES
 85
 98
 184

CUYAHOGA
COUNTY
MORGUE