



Thomas P. Gilson, M.D.
11001 Cedar Avenue, Cleveland, Ohio 44106
A National Association of Medical Examiner's (N.A.M.E.) accredited office



CUYAHOGA COUNTY
MEDICAL EXAMINER'S
OFFICE

**Heroin/Fentanyl/Cocaine
Related Deaths in
Cuyahoga County**

2023 Midyear UPDATE DRAFT

July 17, 2023

CURRENT PUBLIC HEALTH EMERGENCY –

Fatal Cases due to heroin/fentanyl/analogs in June– at least **47** (10 cases pending testing)

31 - City of Cleveland Residents

16 - Suburban Residents- Berea, Broadview Hts., Chagrin Falls, Cleveland Hts., East Cleveland (4), Euclid (2), Garfield Hts., Lakewood, Parma, Parma Hts., Strongsville and Westlake

VICTIMS

Victims' ages range from under 1 - 74

36 Male victims; 13 Female victims; 1 unidentified

19 African American victims; 31 Caucasian victims (6 Hispanic victims)

TRENDS

At least **276** victims have died from heroin/fentanyl/analog or in combination through June 2023. 2023 total is at least **343** fatalities when including cocaine as well.

Carfentanil: 191 cases in 2017; 24 cases in 2018; 220 in 2019; 63 confirmed in 2020; 6 confirmed in 2021; 1 confirmed in 2022

Rate of African American deaths involving fentanyl is 36% of all victims in June 2023 and over 38% for the year. As many as 46 cocaine related deaths occurred in June 2023 with as many as 33 being mixed with Fentanyl, Heroin or both.

Source: Cuyahoga County Medical
Examiner's Office revised 7-17-23



CURRENT PUBLIC HEALTH EMERGENCY –

Fatal Cases due to heroin/fentanyl/analogs in May– at least **42** (4 cases pending testing)

25 - City of Cleveland Residents

14 - Suburban Residents- Brook Park, East Cleveland, Euclid (4), Glenwillow, Lakewood (3), North Olmsted, Parma (2), Solon, Strongsville and

2- Out of County –Ashtabula (Ashtabula Co), and Perry (Lake Co.)

VICTIMS

Victims' ages range from under 1 - 71

26 Male victims; 16 Female victims

18 African American victims; 24 Caucasian victims (3 Hispanic victims)

TRENDS

At least **229** victims have died from heroin/fentanyl/analog or in combination through May 2023. 2023 total is at least **283** fatalities when including cocaine as well.

Carfentanil: 191 cases in 2017; 24 cases in 2018; 220 in 2019; 63 confirmed in 2020; 6 confirmed in 2021; 1 confirmed in 2022

Rate of African American deaths involving fentanyl is 43% of all victims in May 2023 and over 40% for the year. As many as 47 cocaine related deaths occurred in May 2023 with as many as 33 being mixed with Fentanyl, Heroin or both.

Source: Cuyahoga County Medical
Examiner's Office revised 7-17-23



CURRENT PUBLIC HEALTH EMERGENCY –

Fatal Cases due to heroin/fentanyl/analogs in April– at least 48 (9 cases pending testing)

33 - City of Cleveland Residents

12 - Suburban Residents- Bay, Berea, Brook Park, Euclid, Garfield Hts., Lakewood, Maple Hts. (2), Olmsted Twp., Richmond Hts., Rocky River, Strongsville and

3- Out of County –Streetsboro (Portage Co), Rock Creek (Ashtabula Co) and Waterford (MI)

VICTIMS

Victims' ages range from under 26 - 70

37 Male victims; 11 Female victims

19 African American victims; 1 Asian victim; 28 Caucasian victims (2 Hispanic victims)

TRENDS

At least **179** victims have died from heroin/fentanyl/analog or in combination through April 2023. 2023 total is at least **222** fatalities when including cocaine as well.

Carfentanil: 191 cases in 2017; 24 cases in 2018; 220 in 2019; 63 confirmed in 2020; 6 confirmed in 2021; 1 confirmed in 2022

Rate of African American deaths involving fentanyl is 42% of all victims in April 2023 and over 40% for the year. As many as 28 cocaine related deaths occurred in April 2023 with as many as 24 being mixed with Fentanyl, Heroin or both.

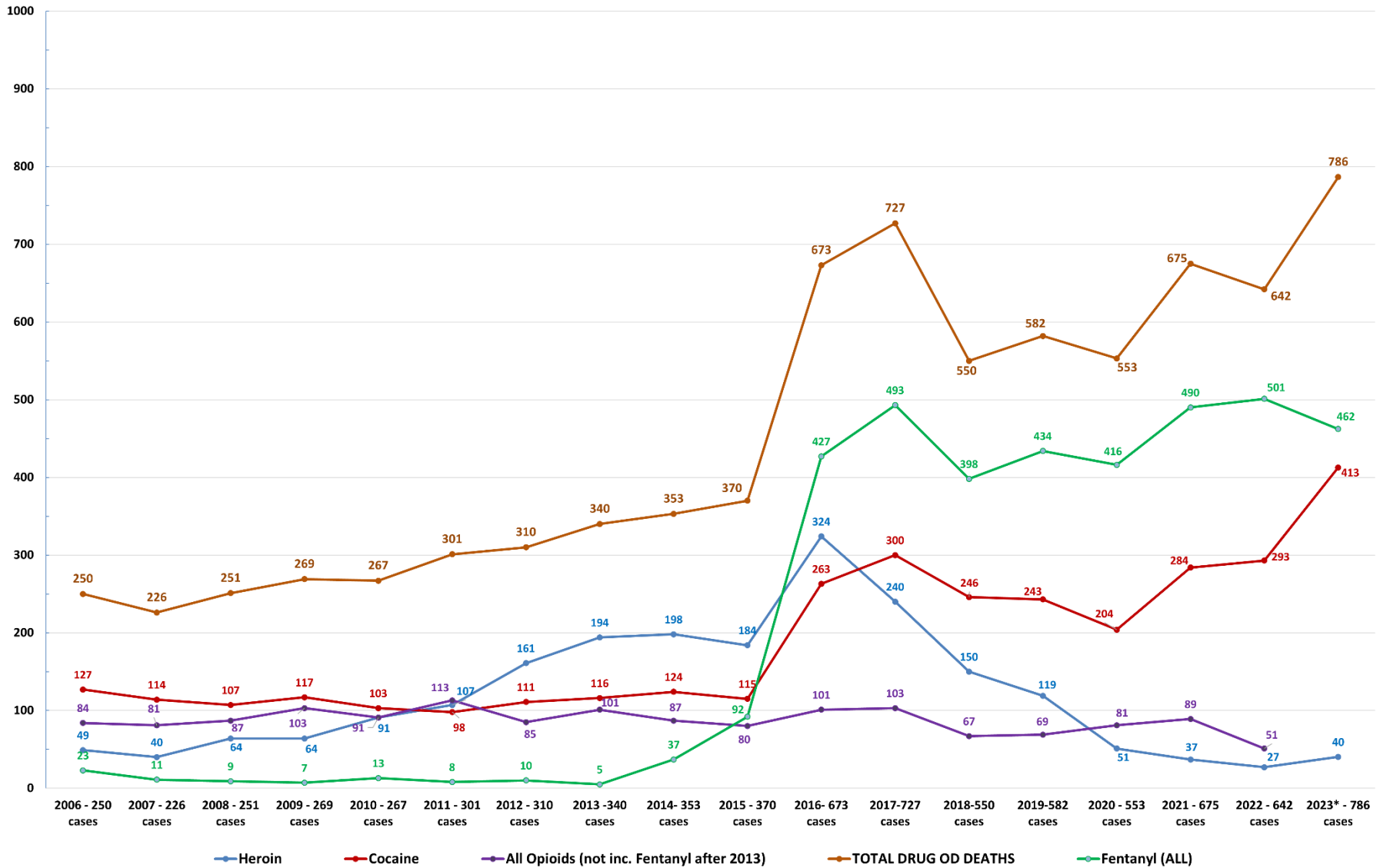
Source: Cuyahoga County Medical
Examiner's Office revised 7-17-23



Cuyahoga County Overdose Deaths 2006-2023*

Most Common Drugs

(*2023 projections based on data through July 18, 2023)

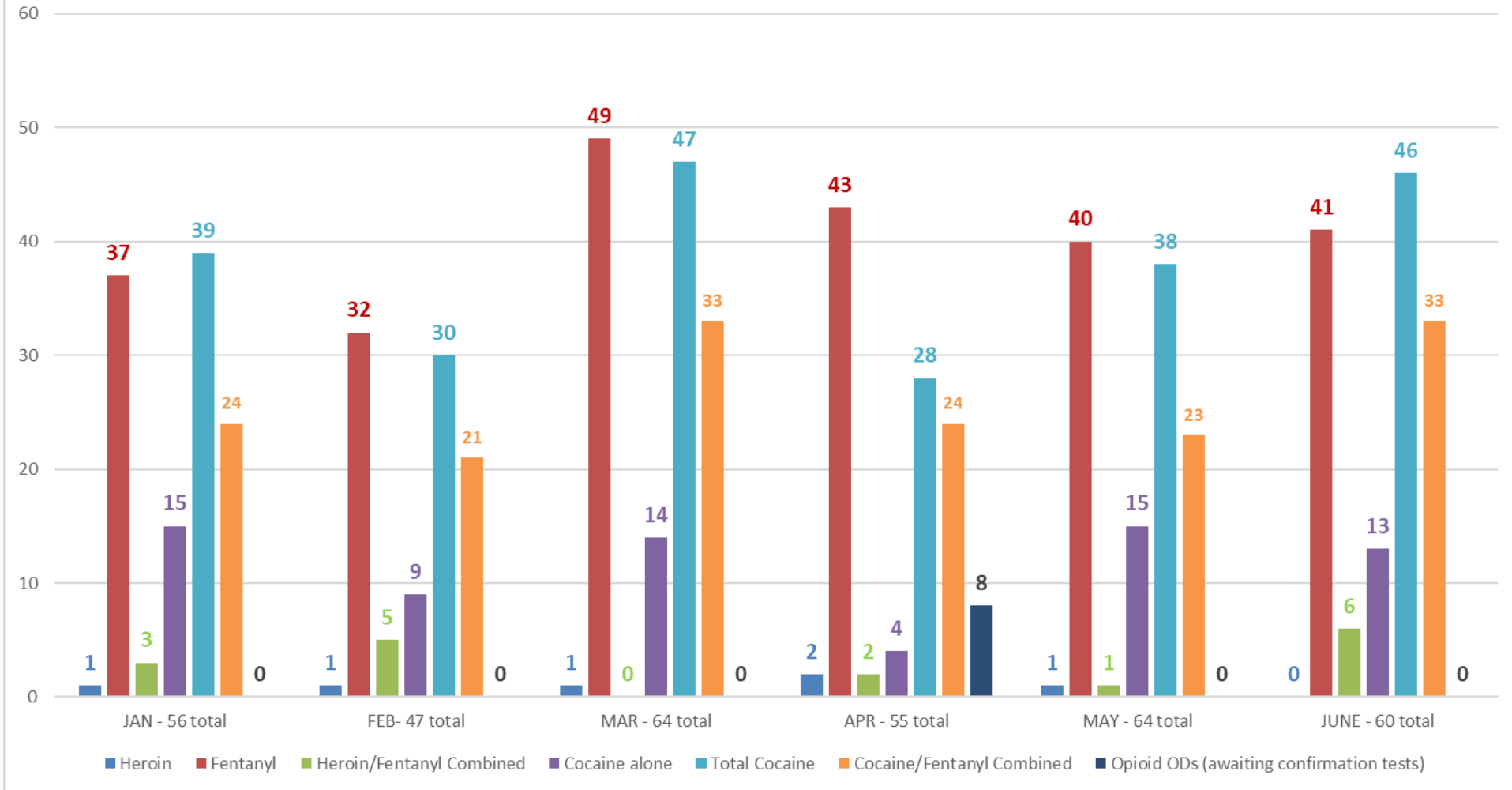


Source: Cuyahoga County Medical Examiner's Office revised 7-17-23



2023 CCMEO Overdose Deaths, Most Common Drugs Involved *(thru June 30, 2023)

Combined is heroin and fentanyl or cocaine and fentanyl in some combination
(Fentanyl analogues will be counted under Fentanyl Columns)

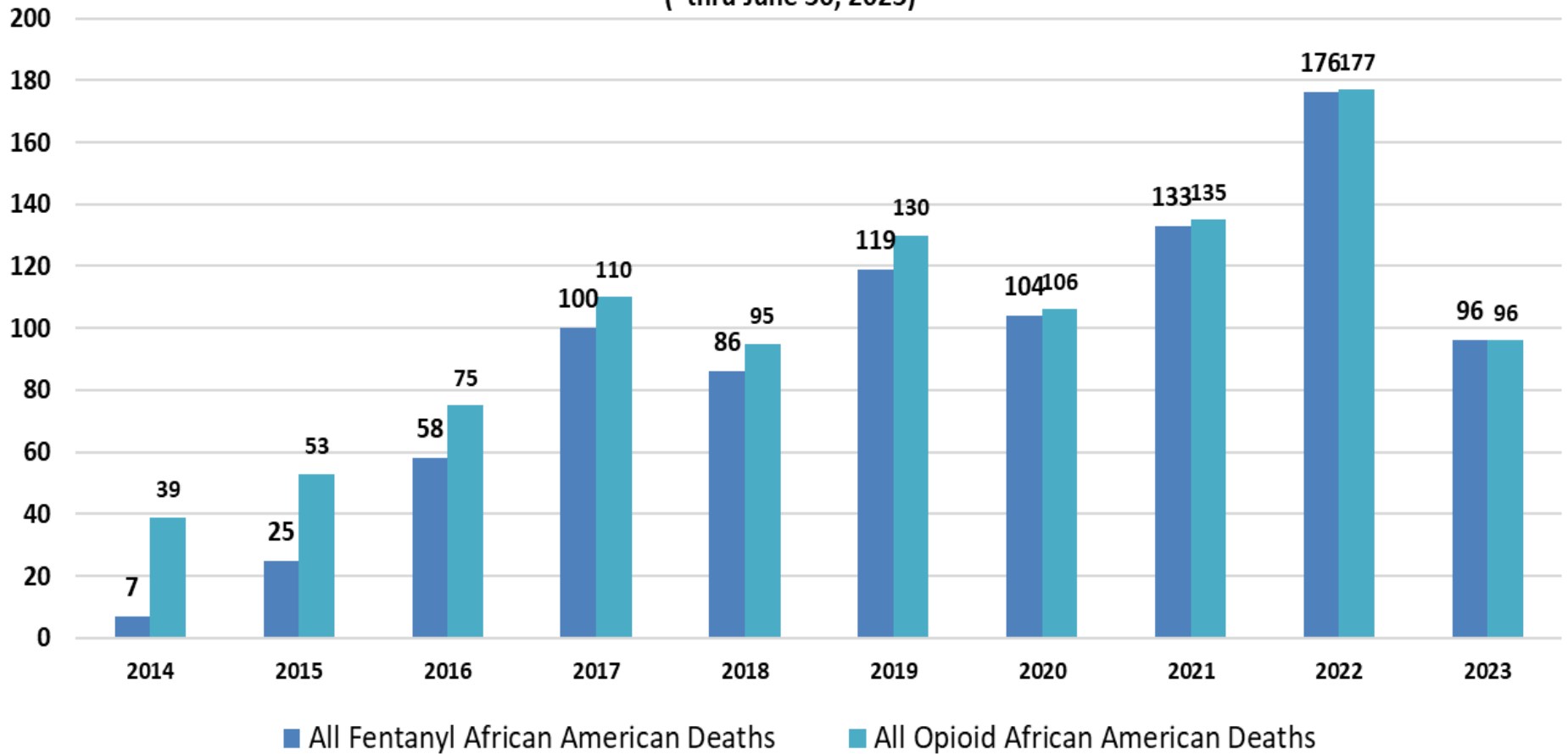


Source: Cuyahoga County Medical Examiner's Office revised 7-17-23



CCMEO Fentanyl-related fatalities among African Americans 2014-2023*

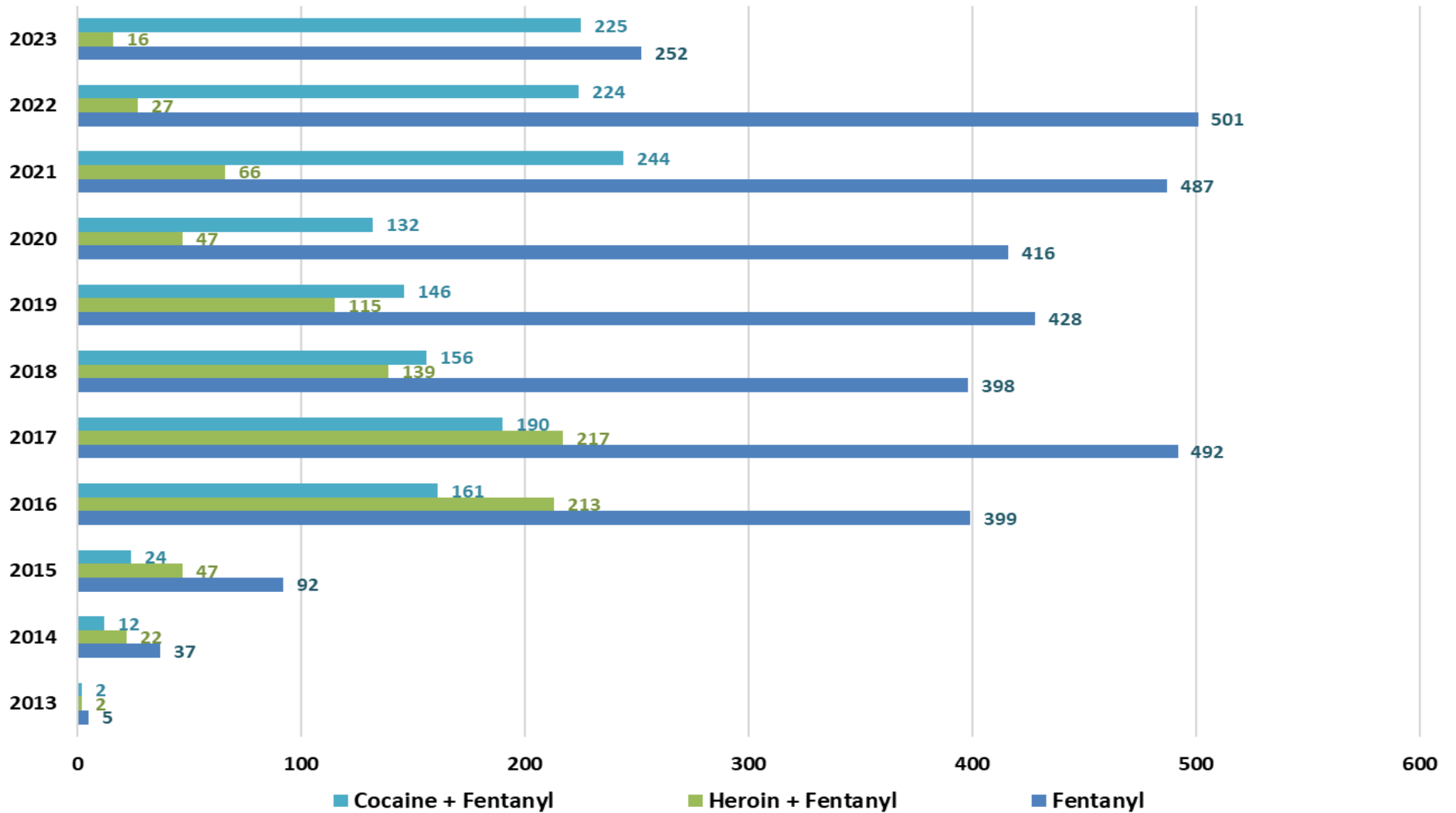
(*thru June 30, 2023)



Source: Cuyahoga County Medical Examiner's Office revised 7-17-23



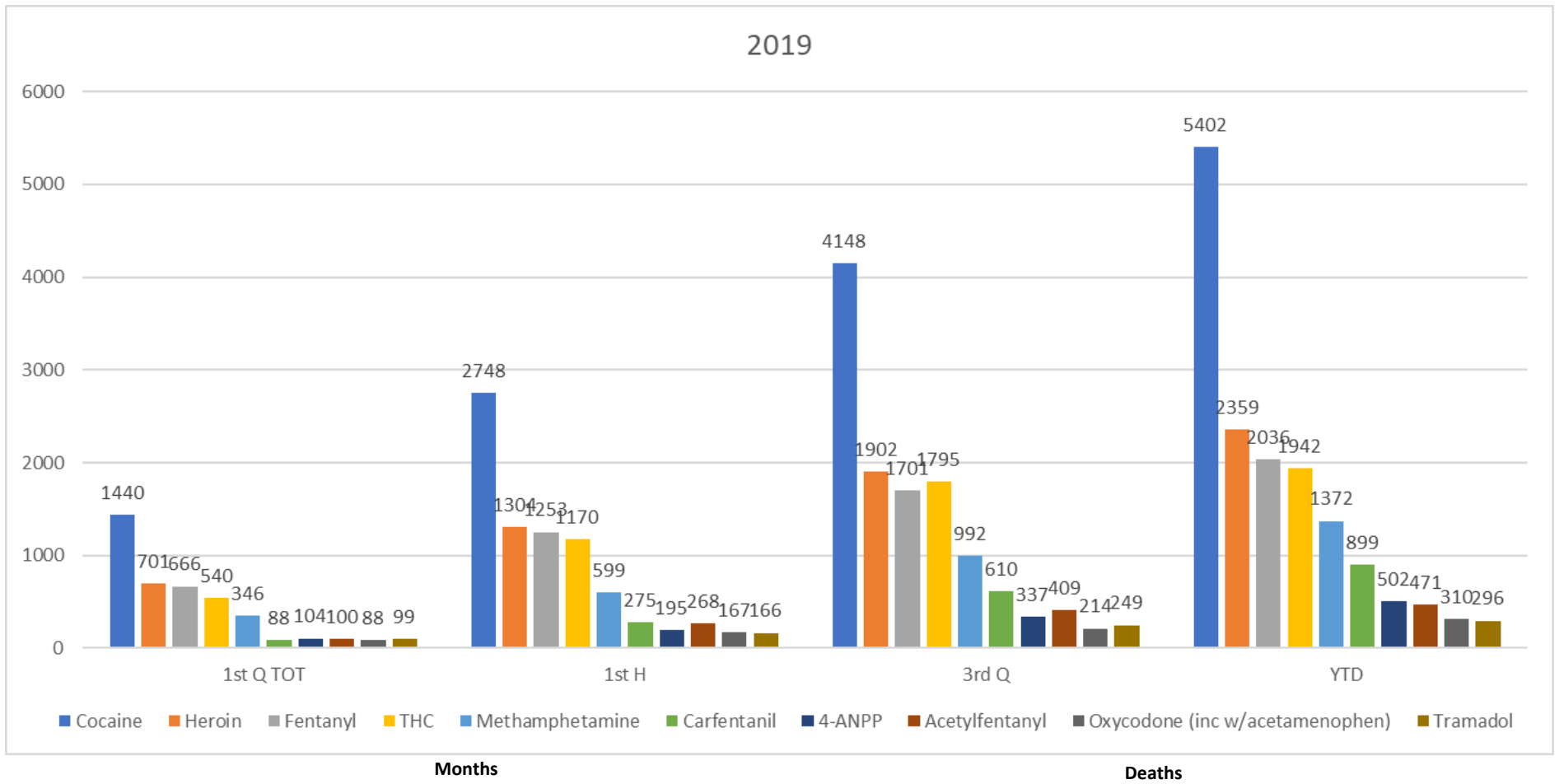
CCMEO, Proliferation of Heroin/Fentanyl and Cocaine/Fentanyl mixtures in fatalities 2013-2023* (* thru June 30, 2023)



Source: Cuyahoga County Medical Examiner's Office revised 7-17-23



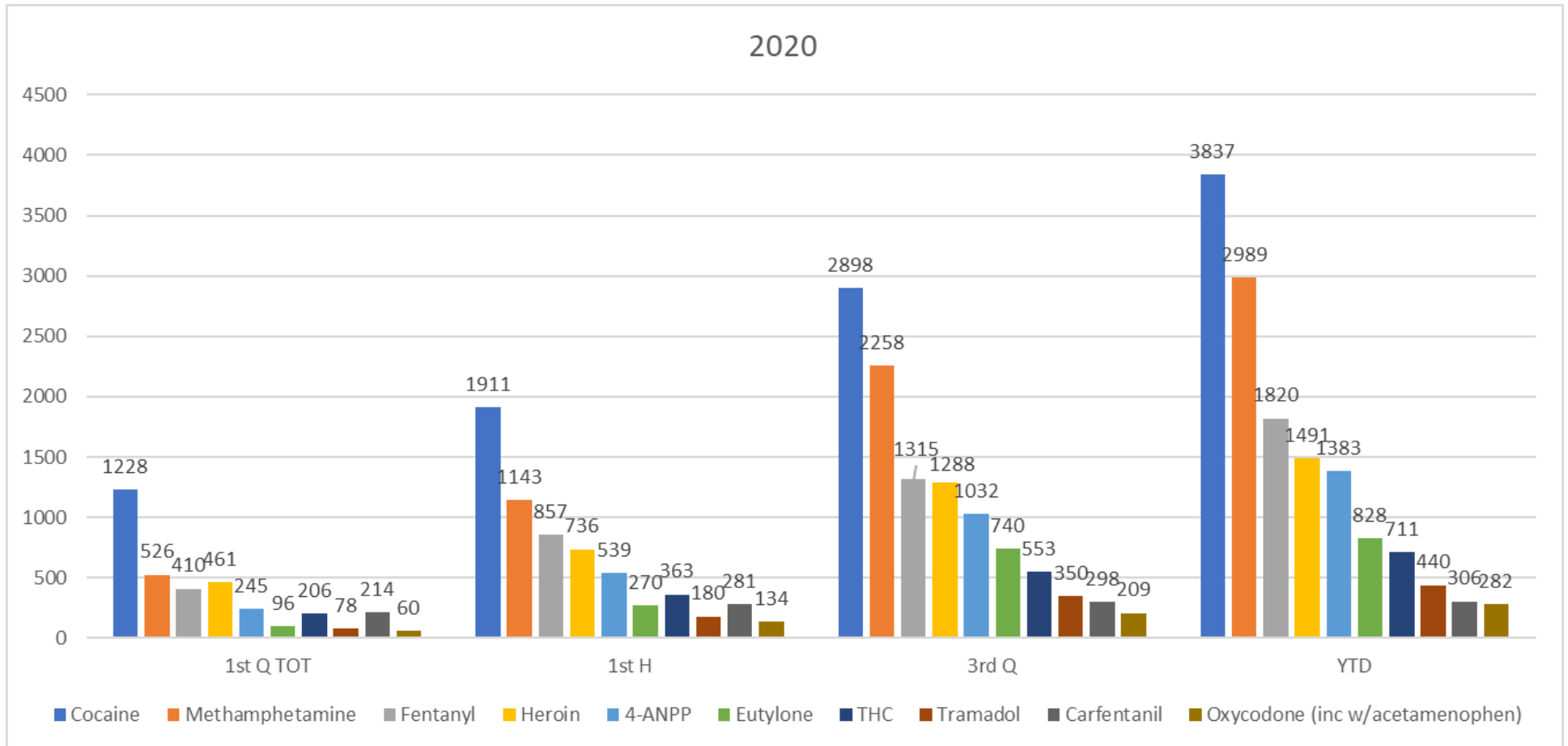
TOP TEN SUBMISSIONS TO DRUG CHEMISTRY LAB BY YEAR:



Source: Cuyahoga County Medical Examiner's Office revised 1-12-23



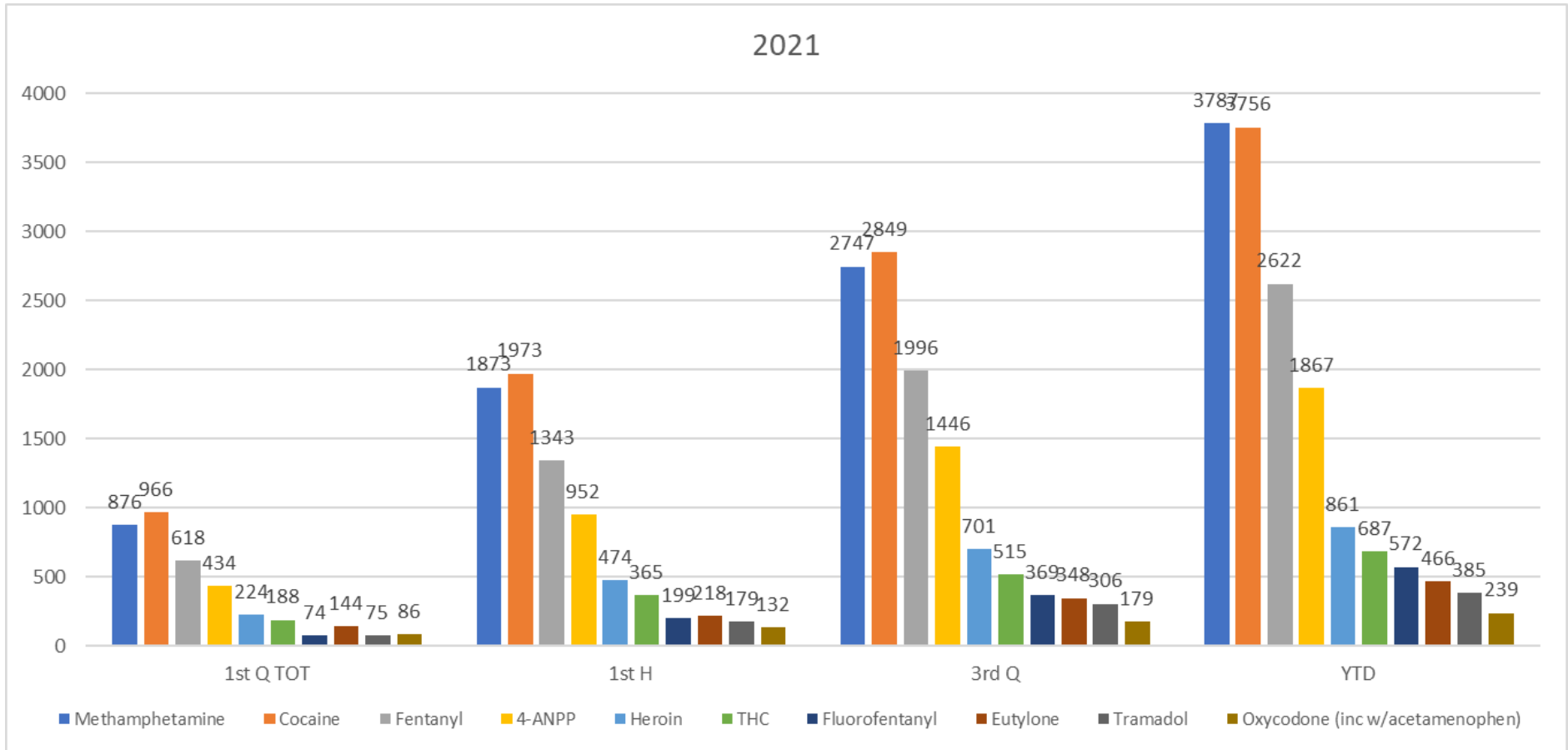
TOP TEN SUBMISSIONS TO DRUG CHEMISTRY LAB BY YEAR:



Source: Cuyahoga County Medical Examiner's Office revised 1-12-23



TOP TEN SUBMISSIONS TO DRUG CHEMISTRY LAB BY YEAR:

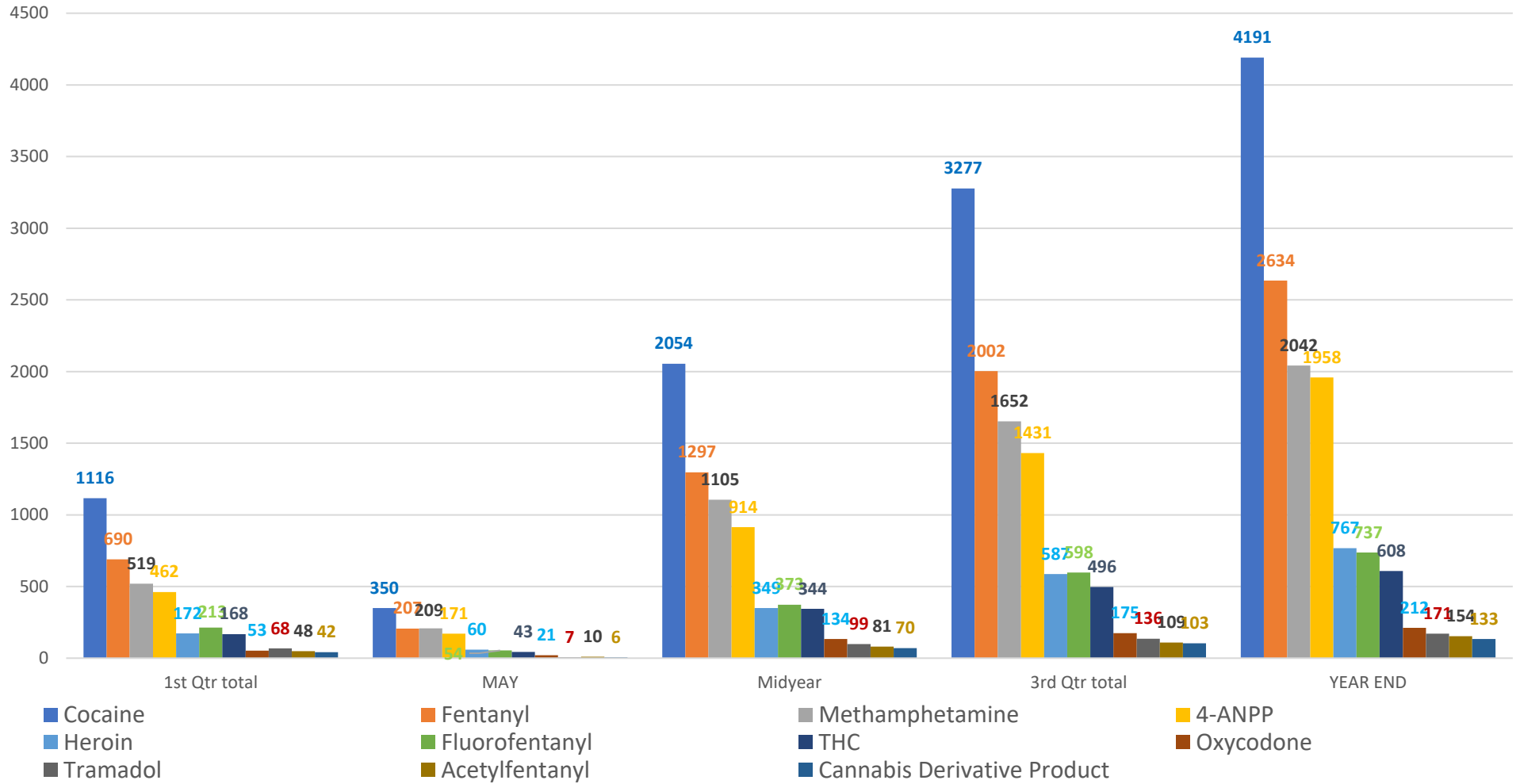


Source: Cuyahoga County Medical Examiner's Office revised 1-12-23



TOP TEN SUBMISSIONS TO DRUG CHEMISTRY LAB BY YEAR:

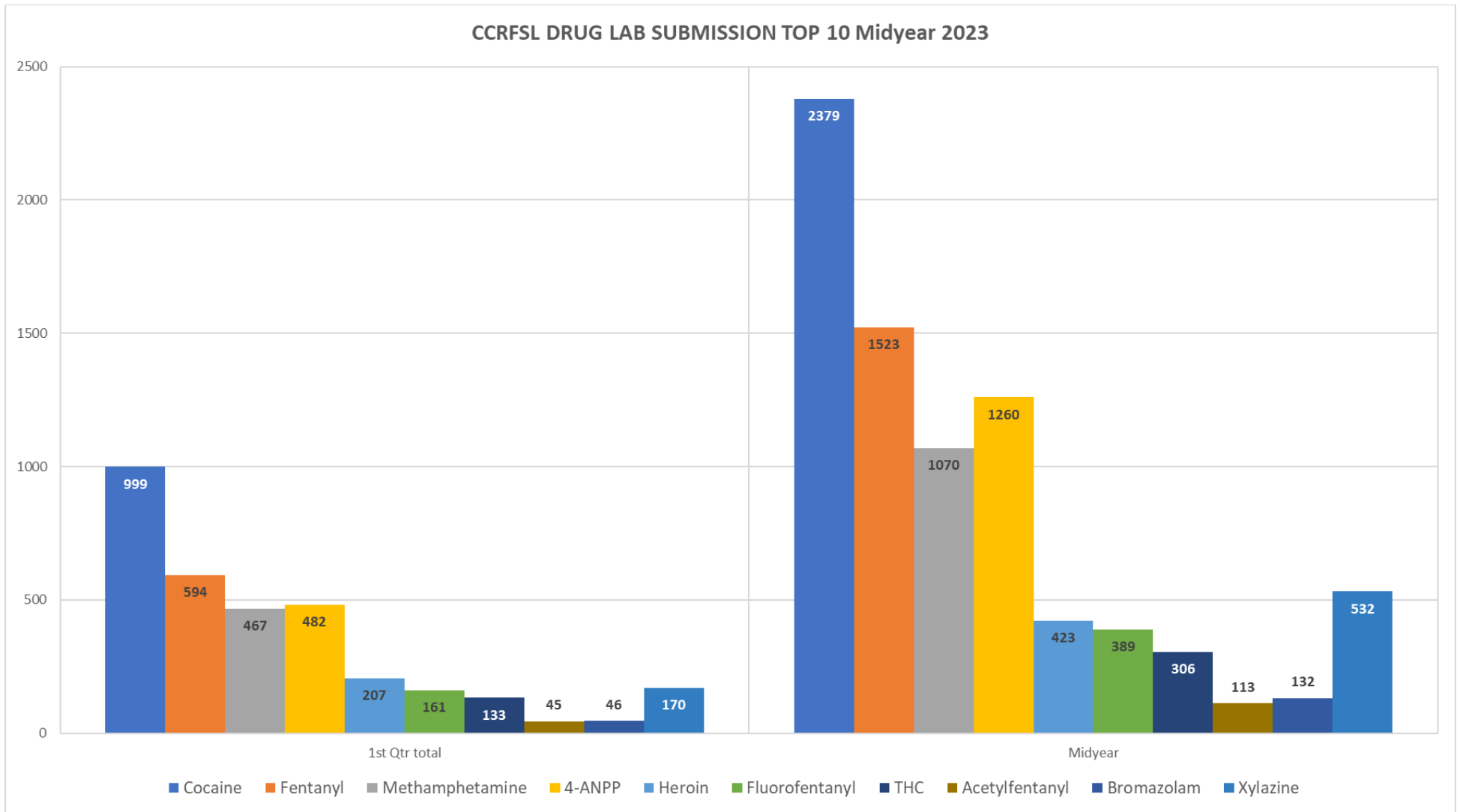
2022



Source: Cuyahoga County Medical Examiner's Office revised 1-12-23



TOP TEN SUBMISSIONS TO DRUG CHEMISTRY LAB BY YEAR:



Source: Cuyahoga County Medical Examiner's Office revised 7-17-23

