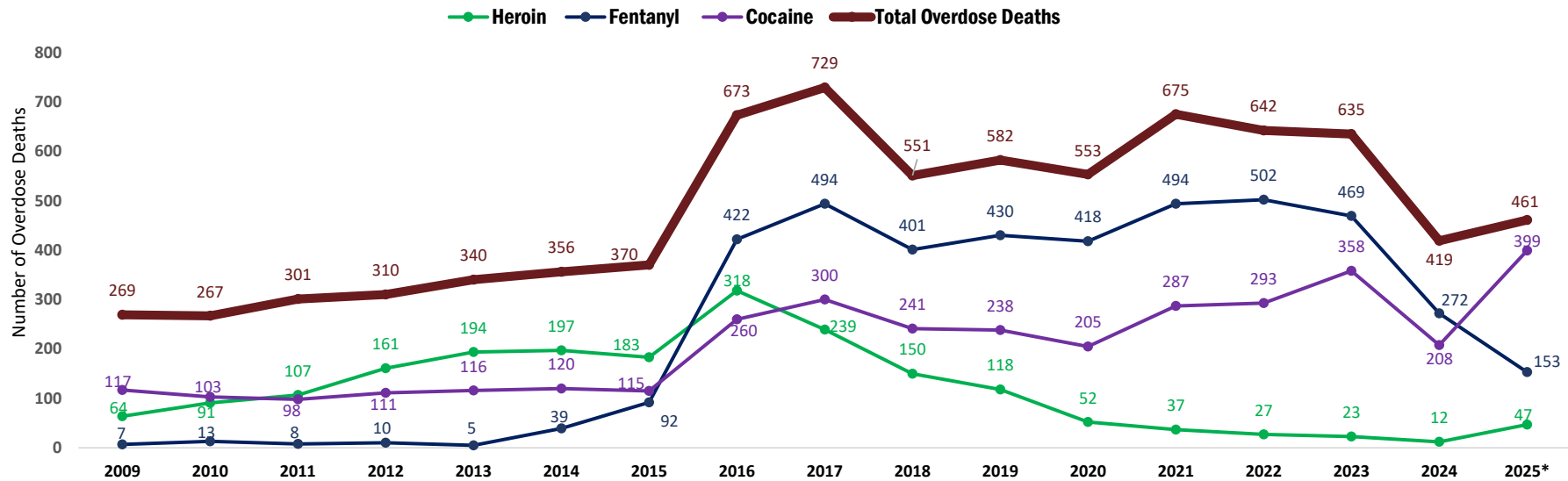


237

Suspected Overdose Deaths, Cuyahoga County Medical Examiner's Office (CCMEO): January to July 2025*

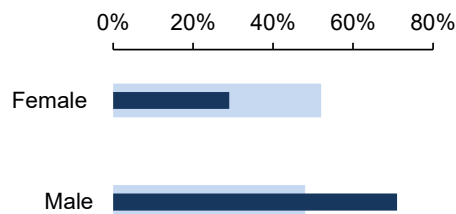
Cuyahoga County (CC) Drug Overdose Deaths 2009 to 2025*



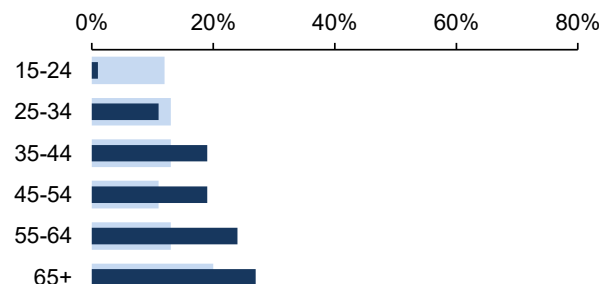
Data Source: CCMEO & Cuyahoga County Regional Forensic Science Laboratory (CCRFSL) accredited by the National Association of Medical Examiners. The CCRFSL, accredited by the American Board of Forensic Toxicology, provides forensic analytical testing of specimens. The detection of substances by the laboratory may not necessarily be the ultimate cause of death as determined by the pathologist, therefore data are provisional and subject to change. *Drug categories are not mutually exclusive, as most deaths are attributed to multiple drugs. *2025 projections based on data through July 28, 2025.

Demographics of Suspected Overdose Deaths* Compared to Overall CC Population Estimates^

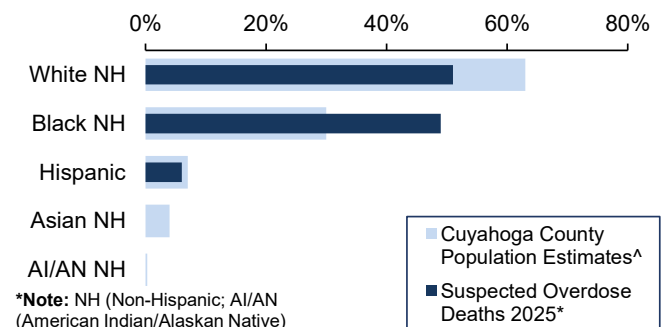
Deaths by Sex



Death by Age Group

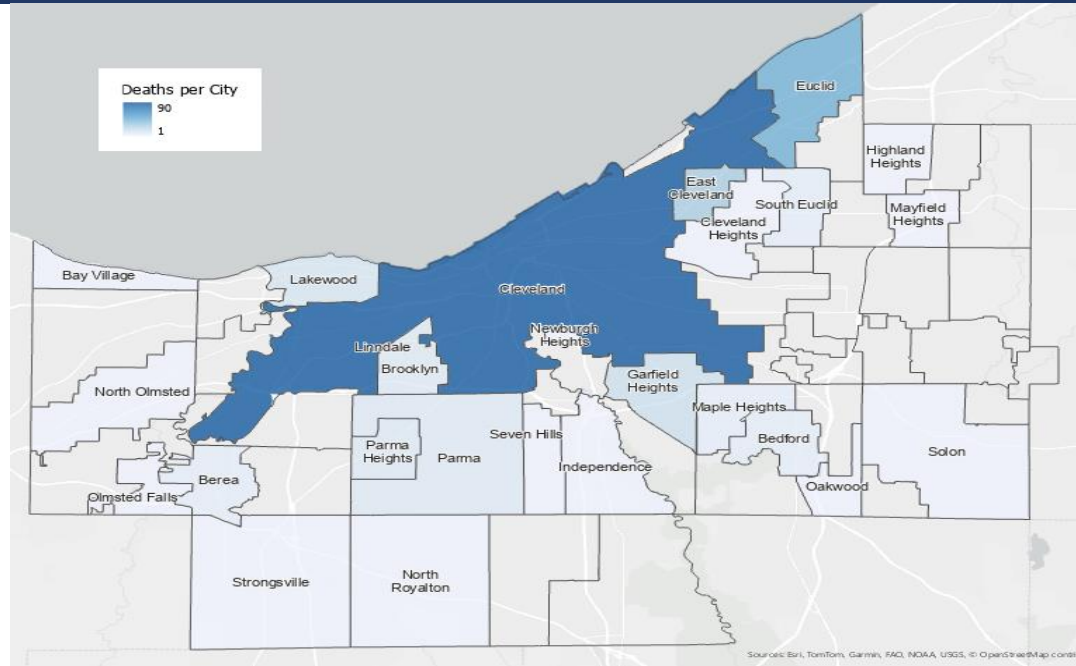


Deaths by Race/Ethnicity



^Data Sources: Population Data—U.S. Census Bureau, <http://quickfacts.census.gov>

Counts of Overdose Deaths in Cuyahoga County by City of Residence

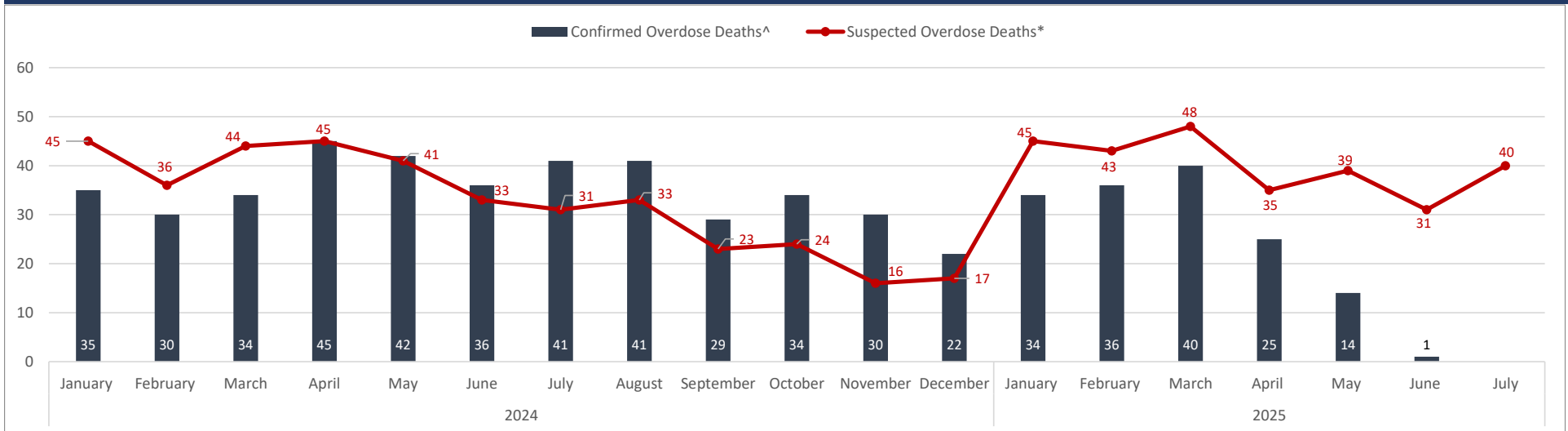


Highest Counts of Drug Overdose Deaths Among Cities with >2 Deaths

City	Deaths	Percent
Cleveland	143	68
Euclid	15	9
East Cleveland	12	6
Garfield Heights	4	3
Parma	5	3
Parma Heights	4	2
Unknown/Missing	3	1
Out of County*	18	7
Total*	204	

*This table represents 85% of all suspected overdose deaths within the report period by cities with the highest counts. Highlighted are the decedent's city of residence. Decedents who died in Cuyahoga County, but resided outside the County are included in the "Out of County" group.

Last 16 Months of Confirmed^ & Suspected Overdose Deaths*

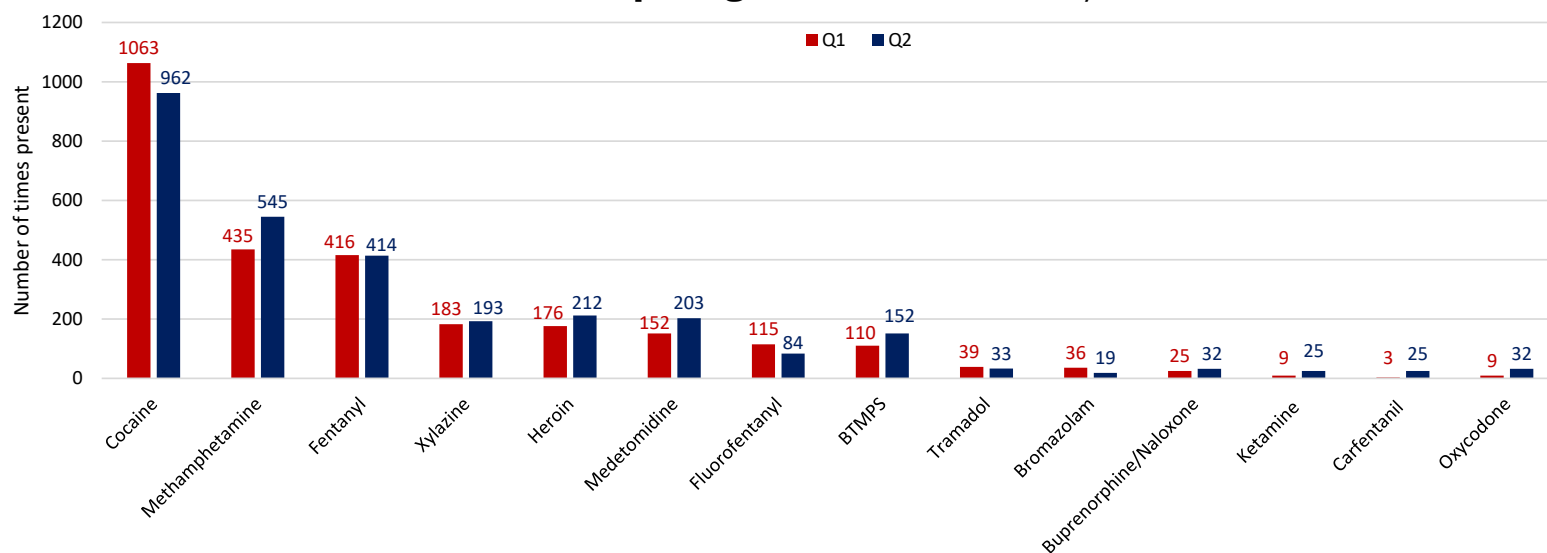


^ This category reflects the number of deaths that have been confirmed as overdoses, regardless of intent, based on the results of a comprehensive death investigation.

* Suspected drug overdose deaths are based on death scene investigations, and preliminary toxicology screens. These data are considered provisional and subject to change as cases continue to be finalized. CCMEC will update graphs on a monthly basis to reflect suspected overdose deaths and recently confirmed deaths.

CCRFSL Drug Submissions^

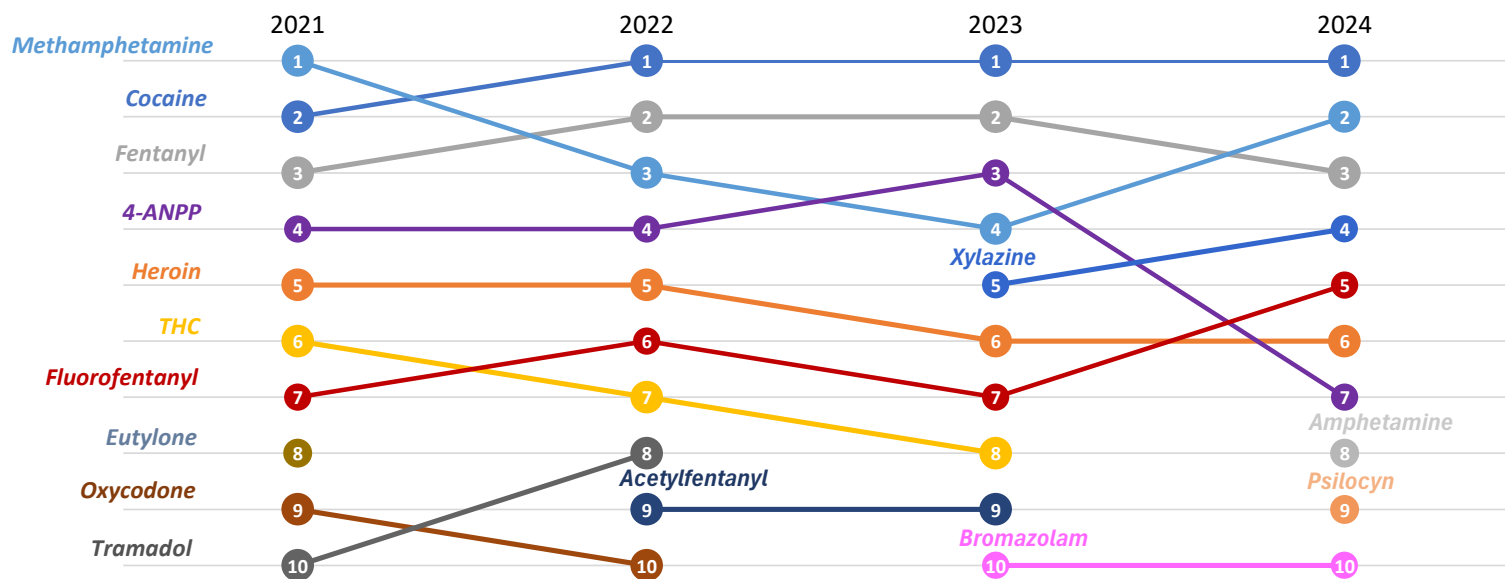
Top Drug Submission Counts, 2025



^ This category reflects the number submissions to the CCRFSL that were positive for a specific drug. Submissions may be positive for more than one drug/substances. This data captures the presence of drugs/substances, not concentrations or purity of drug/substances.

The CCRFSL is accredited by the American Board of Forensic Toxicology & the ANSI National Accreditation Board.

Ranking of Top Drug Submissions from 2021 - 2024



Cuyahoga County's Pilot Drug Checking Program Data (August 24 - June 25)

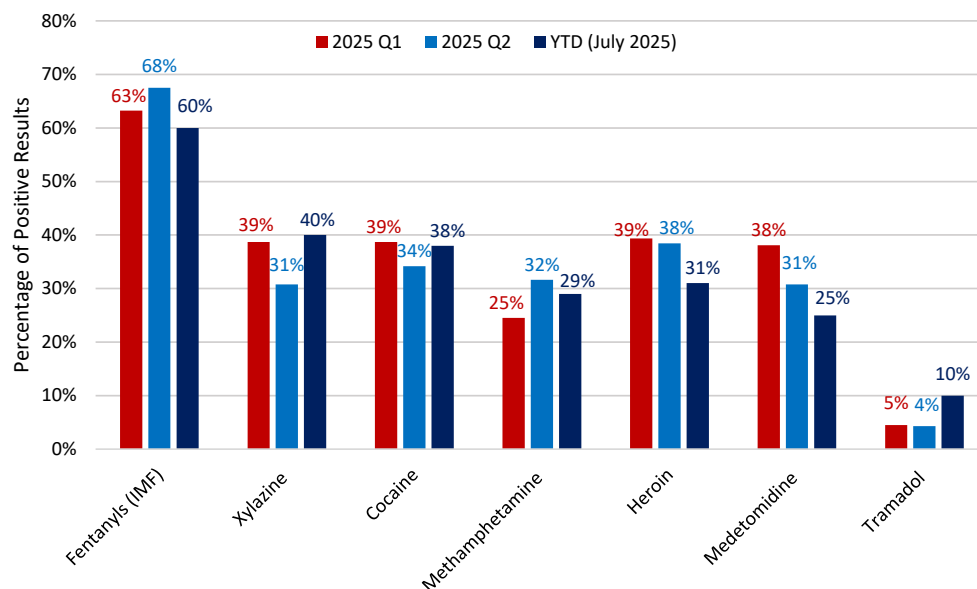
Overview of Program

The Cuyahoga County Pilot Drug Checking Program collects 20 syringes per week from seven local Syringe Service Program (SSPs), and tests the syringes for the presence of drugs. This program is funded through CDC's Overdose Data to Action (OD2A-LOCAL) grant.

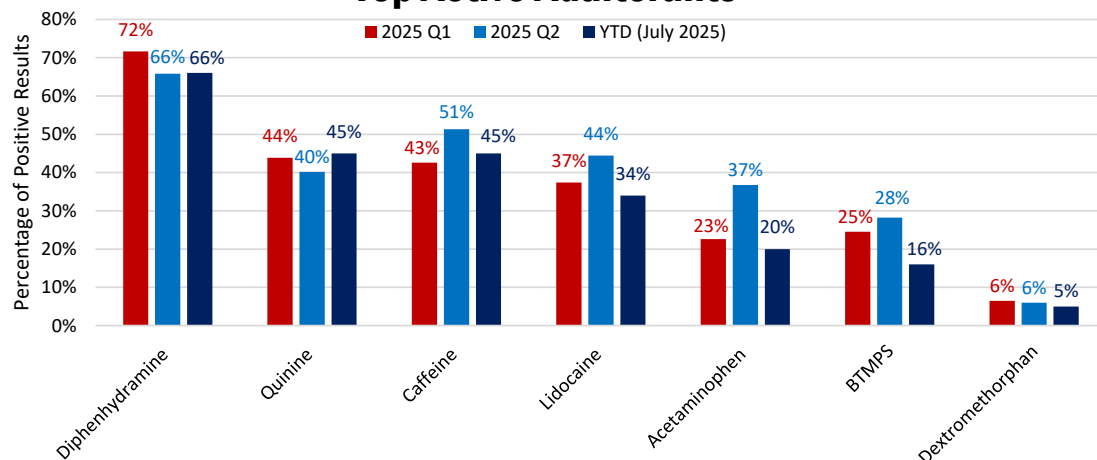


578
Samples Tested

Top Major Drugs



Top Active Adulterants



Emerging Substances

Drug Name	N
Medetomidine	146 (25%)
BTMPS	79 (15%)
Protonitazene	5 (1%)
Benzocaine	5 (1%)
Carfentanil	1 (0.2%)

A sample may test positive for more than one substance.

Major Drugs include substance that were intended for use.

Active Adulterants include substances that have effects on the body, but may not be the intended drug of use.

Emerging Drugs include substances that were newly identified by the program, and have sustained positivity.

This program only represents a small subset (<1%) of samples tested, and is not representative of drug use in Cuyahoga County.

This work was supported by the Centers for Disease Control and Prevention (CDC) of the U.S. Department of Health and Human Services (HHS) as part of Overdose Data to Action: LOCAL (CDC-RFA-CE-23-0003). The contents are those of the author(s) and do not necessarily represent the official views of, nor an endorsement by, CDC/HHS or the U.S. Government.

