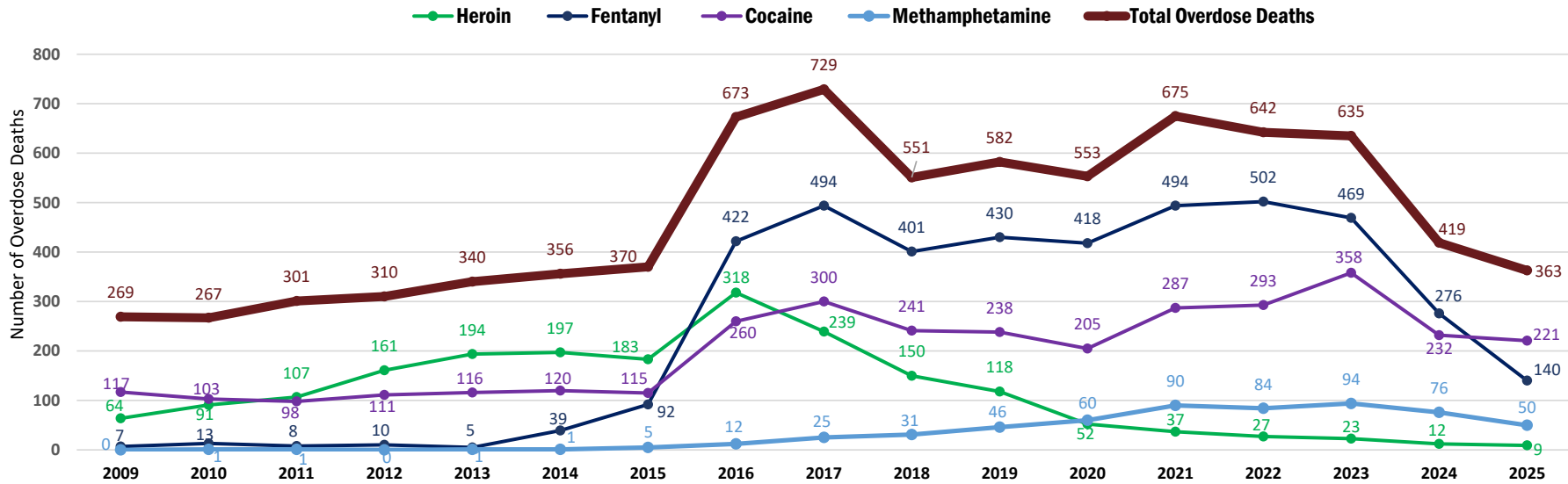


## Suspected Overdose Deaths, Cuyahoga County Medical Examiner's Office (CCMEO): January to April 2026\*

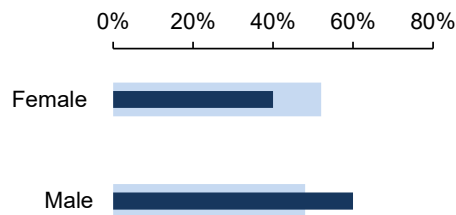
### Cuyahoga County (CC) Drug Overdose Deaths 2009 to 2025



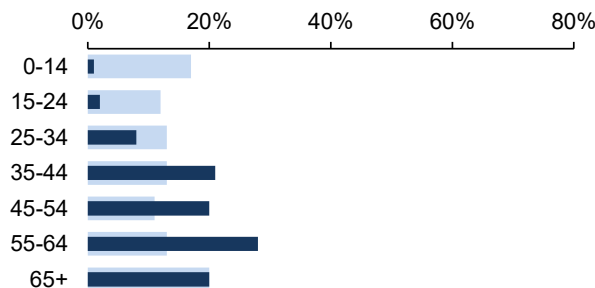
**Data Source:** CCMEO & Cuyahoga County Regional Forensic Science Laboratory (CCRFSL) accredited by the National Association of Medical Examiners. The CCRFSL, accredited by the American Board of Forensic Toxicology, provides forensic analytical testing of specimens. The detection of substances by the laboratory may not necessarily be the ultimate cause of death as determined by the pathologist, therefore data are provisional and subject to change. \*Drug categories are not mutually exclusive, as most deaths are attributed to multiple drugs. All 2025 cases are finalized.

### Demographics of Suspected Overdose Deaths\* Compared to Overall CC Population Estimates^

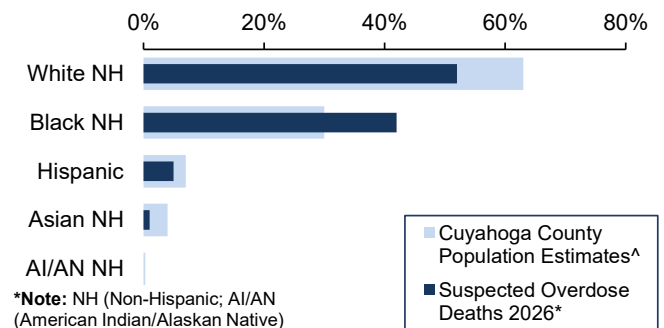
#### Deaths by Sex



#### Death by Age Group



#### Deaths by Race/Ethnicity

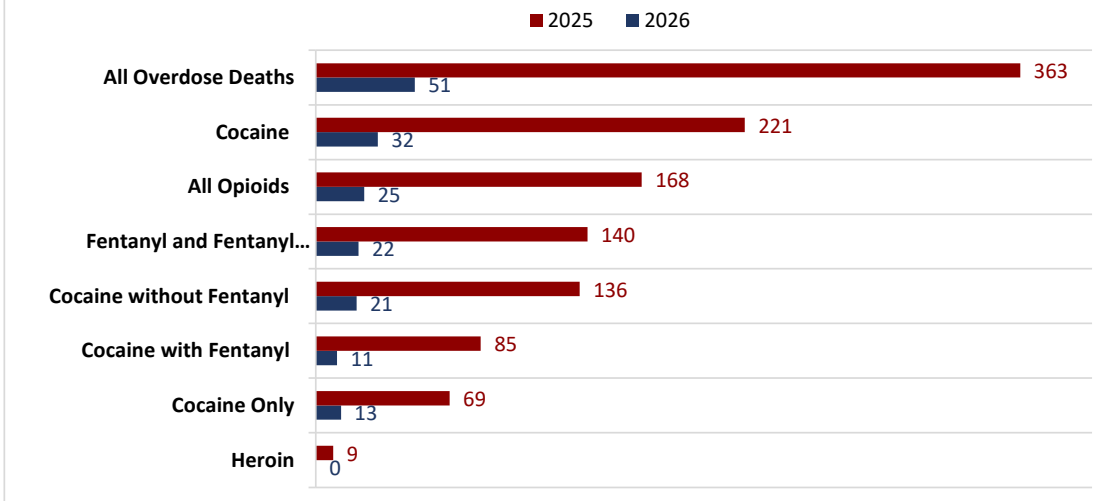


^Data Sources: Population Data—U.S. Census Bureau, <http://quickfacts.census.gov>



# Confirmed^ and Suspected\* Overdose Deaths

## Confirmed Drug Overdose Deaths



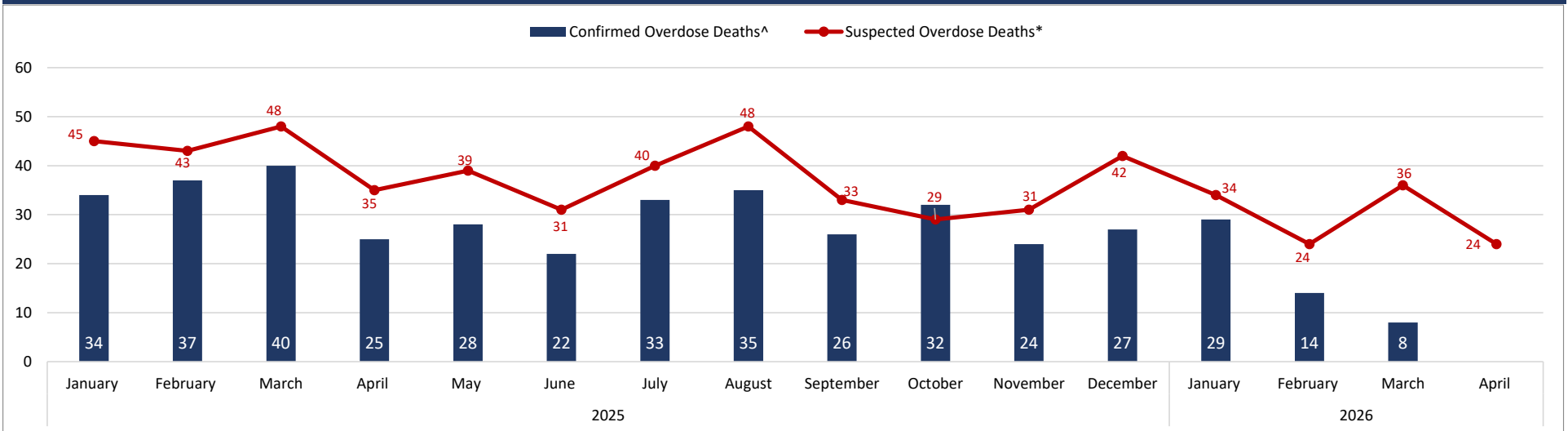
^ This category reflects the number of deaths that have been confirmed as overdoses through April 27, 2026, regardless of intent, based on the results of a comprehensive death investigation. Drug categories are not mutually exclusive, as most deaths are attributed to multiple drugs. For example, cocaine without fentanyl can include any other drug excluding fentanyl. The only category with a single drug is "cocaine only". All 2025 numbers are final.

## Highest Counts of Drug Overdose Deaths Among Cities with >2 Deaths

City	Deaths	Percent
Cleveland	62	69%
Euclid	4	4%
East Cleveland	4	4%
Lakewood	2	2%
Parma	4	4%
Garfield Heights	3	3%
Unknown/Missing	2	2%
Out of County*	9	10%
<b>Total*</b>	<b>90</b>	

\*This table represents >85% of all suspected overdose deaths within the report period by cities with the highest counts. Highlighted are the decedent's city of residence. Decedents who died in Cuyahoga County, but resided outside the County are included in the "Out of County" group.

## Last 16 Months of Confirmed^ & Suspected Overdose Deaths\*

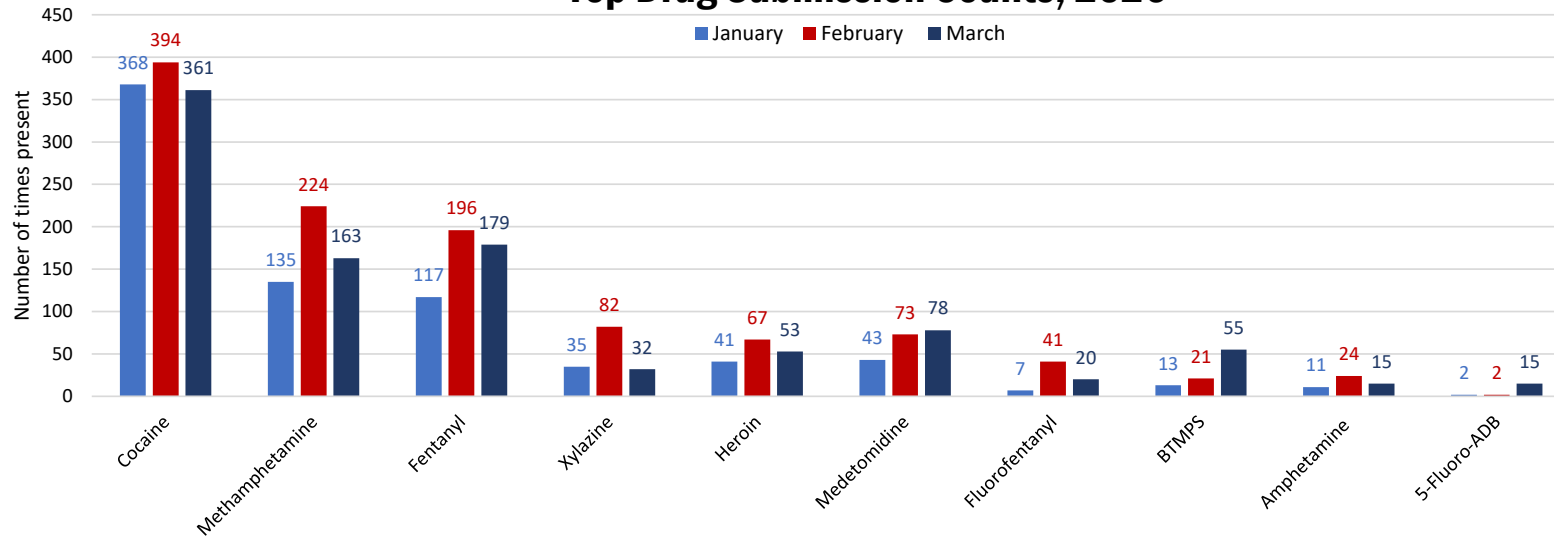


^ This category reflects the number of deaths that have been confirmed as overdoses, regardless of intent, based on the results of a comprehensive death investigation.

\* Suspected drug overdose deaths are based on death scene investigations, and preliminary toxicology screens. These data are considered provisional and subject to change as cases continue to be finalized. CCMEO will update graphs on a monthly basis to reflect suspected overdose deaths and recently confirmed deaths.

# CCRFSL Drug Submissions^

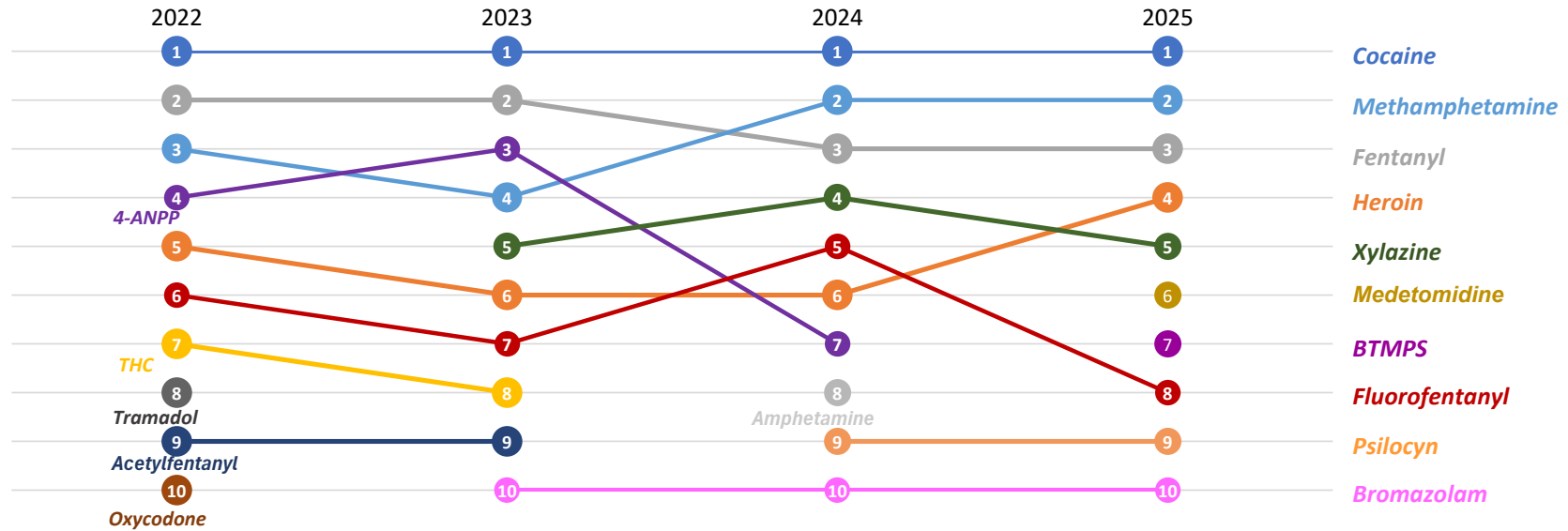
## Top Drug Submission Counts, 2026



^ This category reflects the number submissions to the CCRFSL that were positive for a specific drug. Submissions may be positive for more than one drug/substances. This data captures the presence of drugs/substances, not concentrations or purity of drug/substances.

The CCRFSL is accredited by the American Board of Forensic Toxicology & the ANSI National Accreditation Board.

## Ranking of Top Drug Submissions from 2022 - 2025



# Cuyahoga County's Pilot Drug Checking Program Data (Aug 24 - March 2026)

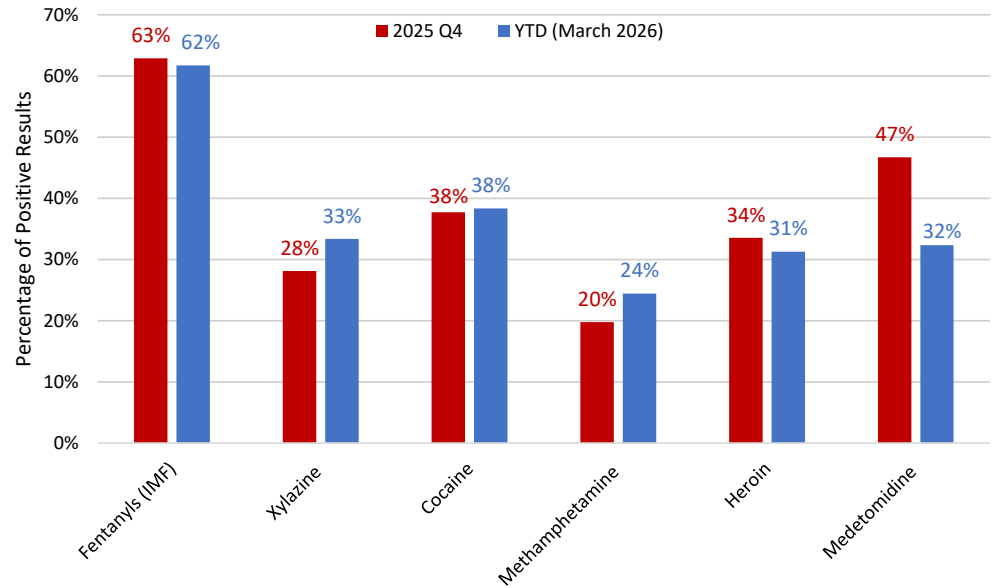
## Overview of Program

The Cuyahoga County Pilot Drug Checking Program collects syringes, pipes, and cookers weekly from seven local Syringe Service Program (SSPs), and tests the paraphernalia for the presence of drugs. This program is funded through CDC's Overdose Data to Action (OD2A-LOCAL) grant.

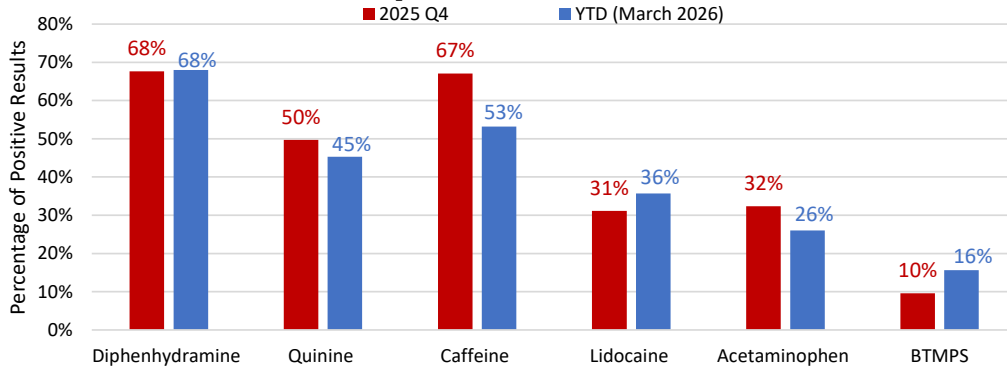


**1100**  
Samples Tested

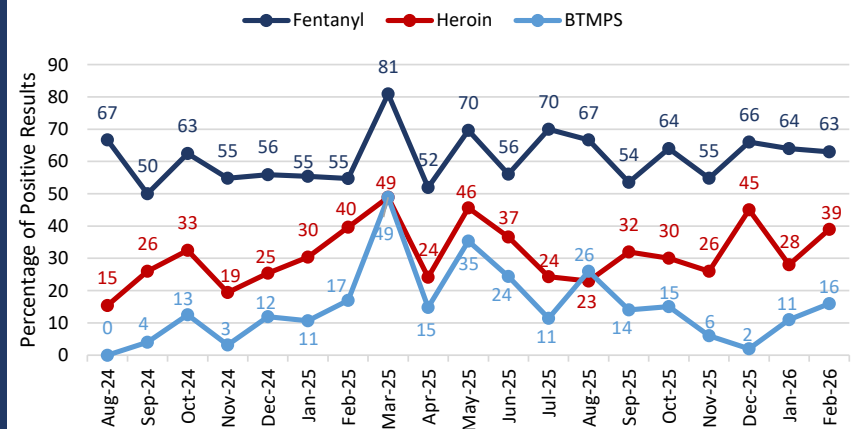
## Top Major Drugs



## Top Active Adulterants



## Emerging Trends: Decline in BTMPS



\*February data is incomplete.

A sample may test positive for more than one substance.

**Major Drugs** include substance that were intended for use.

**Active Adulterants** include substances that have effects on the body, but may not be the intended drug of use.

**Emerging Trends** include substances that were newly identified by the program, and have sustained positivity.

This program only represents a small subset (<1%) of samples tested, and is not representative of drug use in Cuyahoga County.

This work was supported by the Centers for Disease Control and Prevention (CDC) of the U.S. Department of Health and Human Services (HHS) as part of Overdose Data to Action: LOCAL (CDC-RFA-CE-23-0003). The contents are those of the author(s) and do not necessarily represent the official views of, nor an endorsement by, CDC/HHS or the U.S. Government.

