

RAPIDSOS

- **Coming to Apple devices ios 12 projected for this fall, there are currently 2-3 million beta devices using the Beacon App**
- **Uber has added a direct way for riders to call 911 within its app. The emergency button is located in a new “safety center” menu that is easily accessible from the app’s home screen, giving riders a quick way to contact first responders in the event that something goes wrong during their trip. The safety center also includes information about the driving screening process, insurance protections, and community guidelines (the list of horrible behaviors that will get you banned from Uber).**

To dial 911, riders will need to swipe up on the safety center icon, and then tap “911 assistance.” They will then be asked to confirm they mean to dial 911 before the call is put through to emergency dispatchers. This is meant to minimize accidental dials.

- **No subscriber or “ping” information is released to a PSAP**



Location

The NG911 Clearinghouse is a nationwide Location Information Server (LIS) for faster, more accurate device location from smartphones



Additional Data

The Clearinghouse is also an Additional Data Repository (ADR) for enhanced situational awareness from connected devices & apps(e.g., Waze and Uber)



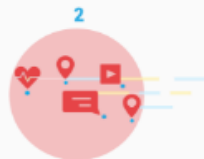
Supplemental

Data from the NG911 Clearinghouse is supplemental, not a replacement to the ALL information PSAPs currently receive

HOW IT WORKS



Citizen dials 911 for help

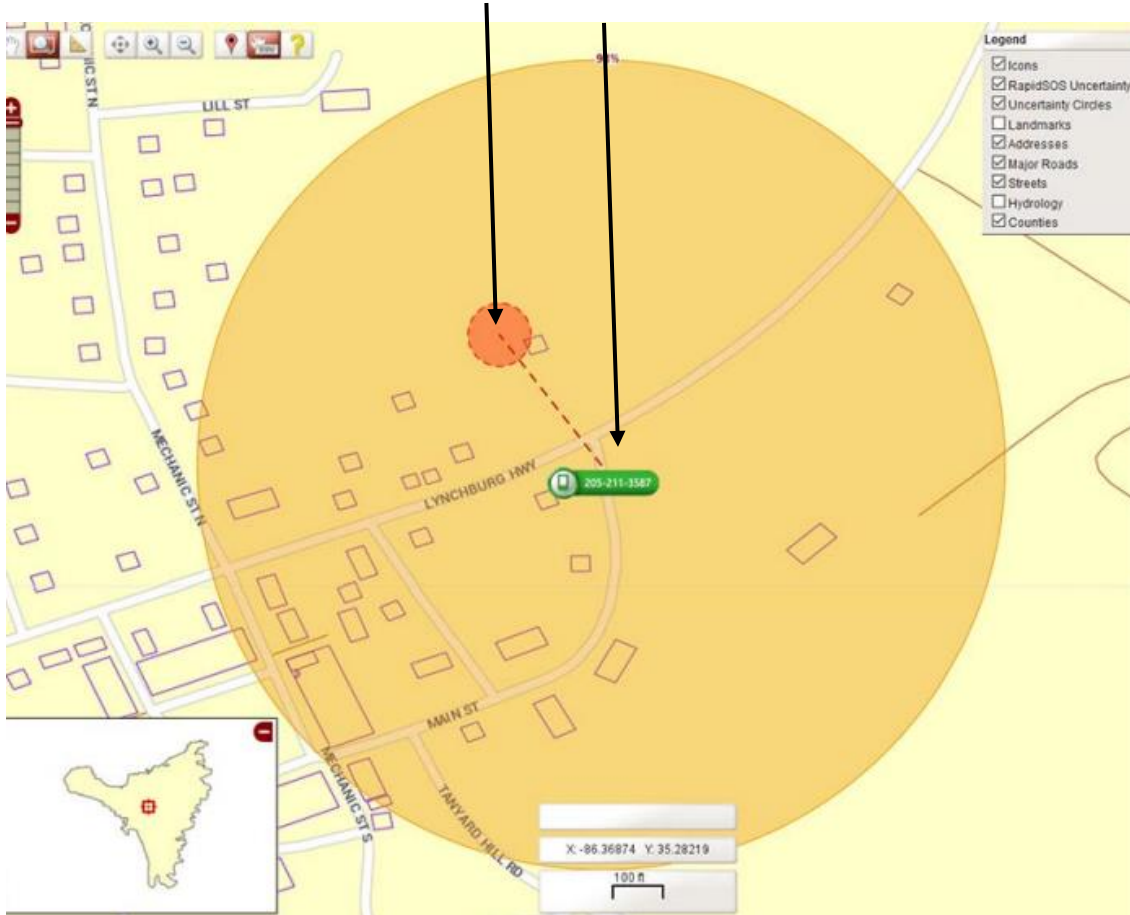


Improved location and additional data are sent to the NG911 Clearinghouse



Telecommunicator receives RapidSOS location as supplemental data (in addition to existing ALL information)

Red is the location coming from RapidSOS - Green is the ANI/ALI received by CallWorks - Yellow is the Uncertainty Circle

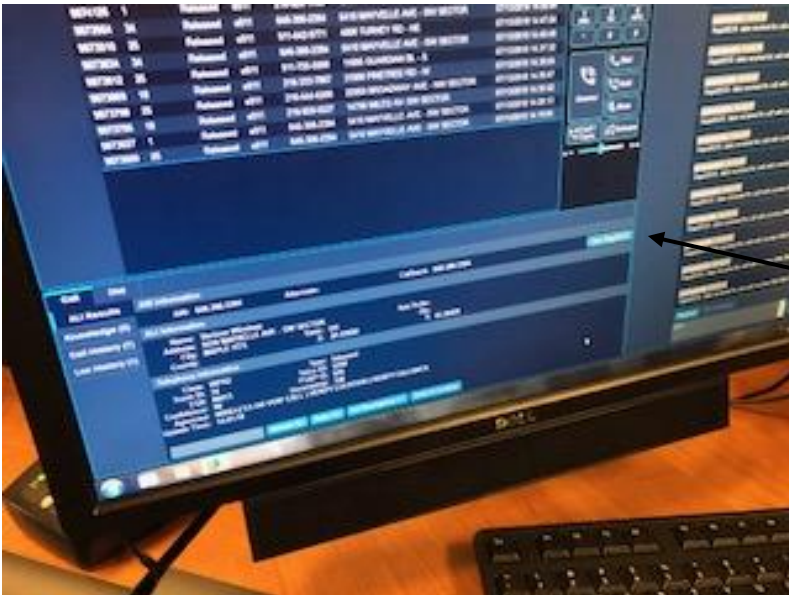


Keep callers on the line when they are moving, the location will refresh every 3-5 seconds

Satellite view is preferred on the CallWorks system (Check the County Aerials box on the Legend)



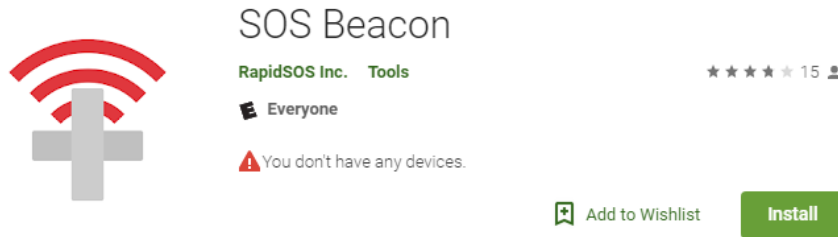
The actual street address will not always be available



Toggle back & forth between the CallWorks ANI/ALI screen and the RAPIDSOS screen using the blue highlighted button

TESTING RAPIDSOS

Contact CECOMS to let them know you will be testing
Using an android device, download the RAPIDSOS Beacon App



The Bluetooth and Wi-Fi must be turned on for the device
Dial 9-1-1 as you normally would (do not use the Beacon app to dial 911)