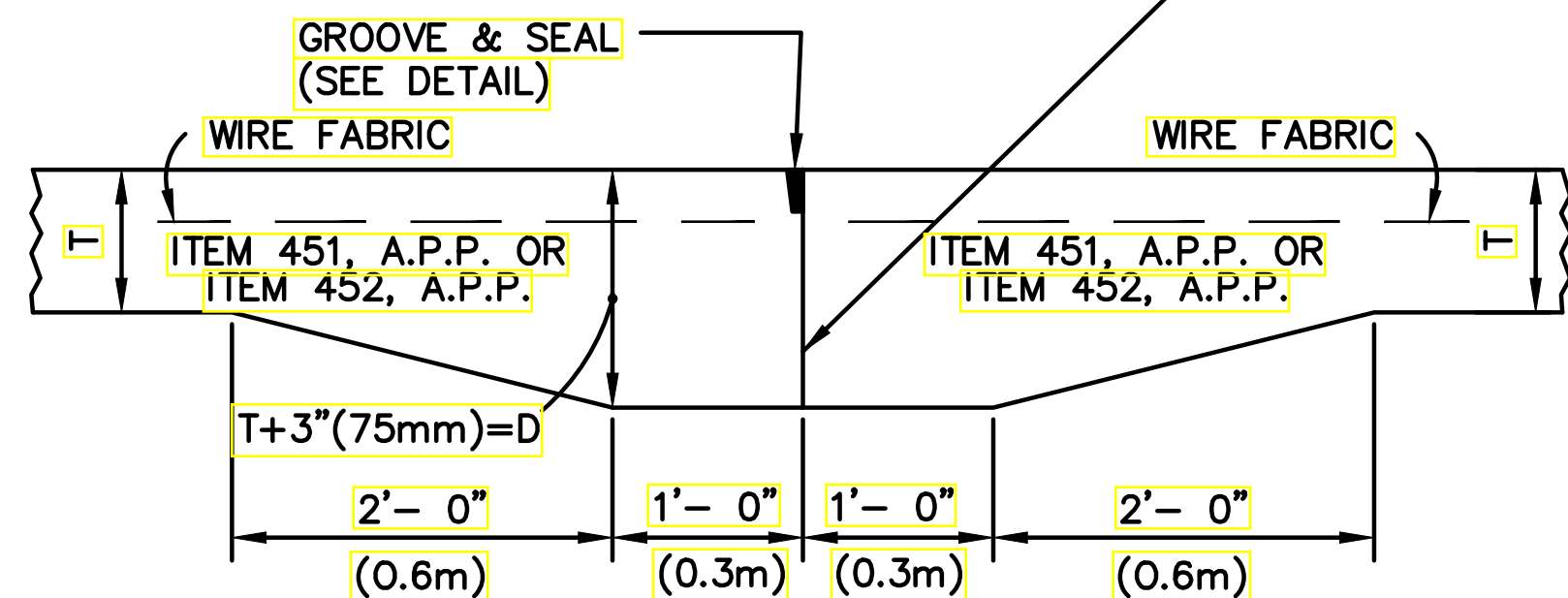


PRIOR TO PLACING THE SECOND HALF OF THE JOINT, AN ASPHALT MATERIAL COATING SHALL BE PAINTED ON VERTICAL FACE OF THE FIRST HALF OF THE JOINT TO PREVENT BONDING. AT THE APPROVAL OF THE ENGINEER, ALTERNATE BOND BREAKING MATERIAL MAY BE USED.

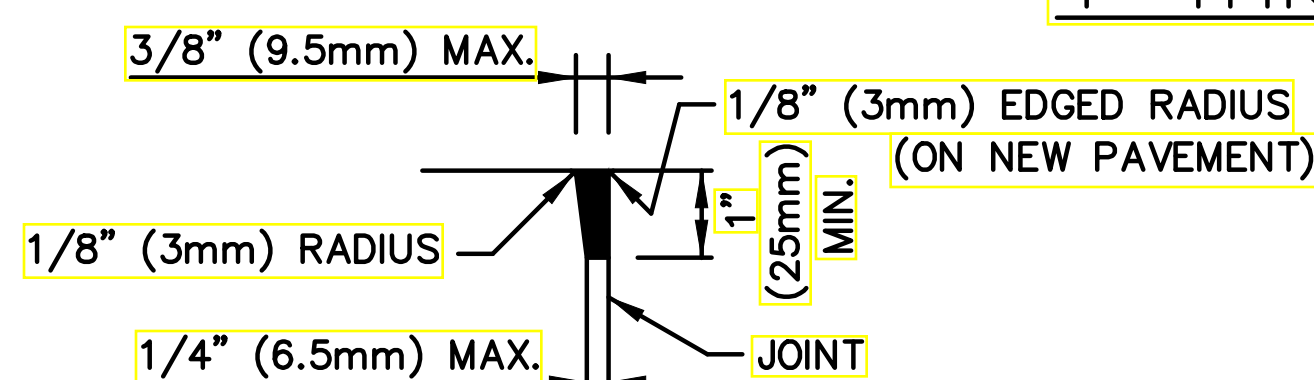


**TB-THICKENED EDGE BUTT JOINT**

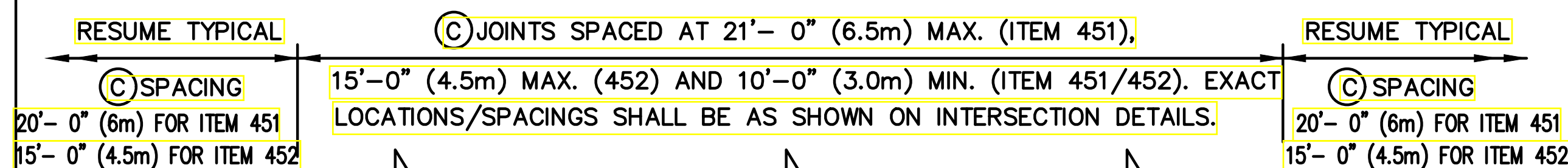
(NEW CONSTRUCTION)

**GROOVES:** GROOVES FOR SEALING THICKENED EDGE BUTT JOINTS SHALL BE FORMED BY DEPRESSING A DEVICE OR BAR INTO THE NEWLY DEPOSITED CONCRETE ADJACENT TO THE EXISTING OR PREVIOUSLY POURED PAVEMENT. THE DEVICE OR BAR SHALL BE REMOVED AS SOON AS THE CONCRETE IS IN SUCH CONDITION AS TO PRECLUDE DISTORTION OF THE CONCRETE.

AFTER THE JOINT IS FORMED IT SHALL BE PROTECTED FROM DIRT AND FOREIGN MATTER UNTIL THE JOINT SEAL (705.04) IS PLACED.

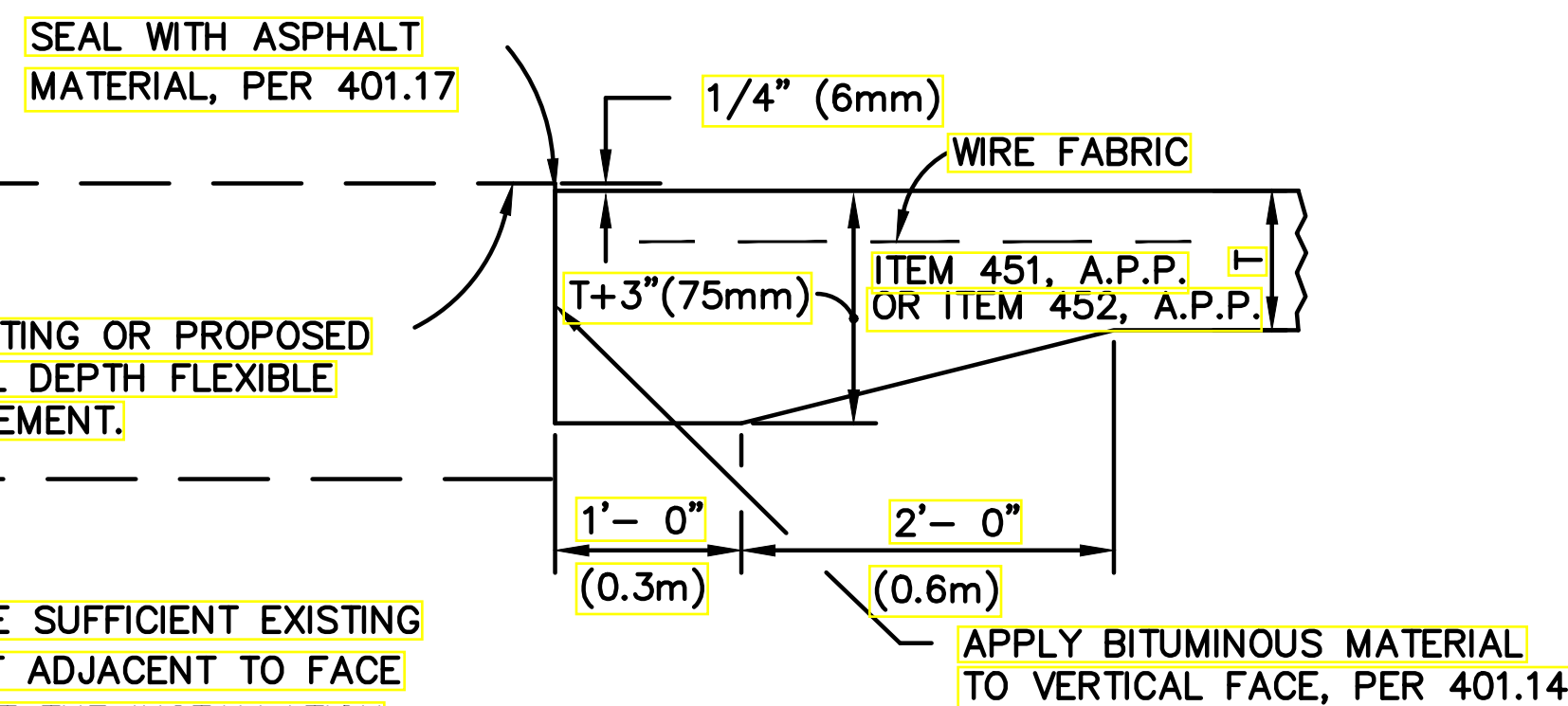


**GROOVE AND SEAL DETAIL**



**NOTE:** CATCH BASIN, MANHOLE AND MONUMENT (BLOCKOUT) LOCATIONS SHALL BE A CONSIDERED FEATURE OF THE PAVEMENT JOINT LOCATIONS. MINOR ADJUSTMENTS OF THE TYPICAL (C) JOINT SPACINGS MAY BE REQUIRED TO ABUT/ALIGN WITH THE PAVEMENT BLOCKOUTS. (SEE BP-2.7C AND BP-2.8C). WHERE POSSIBLE/PRACTICAL MATCH THE LOCATIONS OF THE CONTRACTION JOINTS IN THE MAINLINE PAVEMENT WITH THE LONGITUDINAL JOINTS IN THE INTERSECTING PAVEMENT.

**TYPICAL JOINT LAYOUT FOR CONCRETE INTERSECTION PAVEMENT**



**NOTE:** REMOVE & REPLACE SUFFICIENT EXISTING FLEXIBLE PAVEMENT ADJACENT TO FACE OF JOINT TO PERMIT THE INSTALLATION OF THE FORM. TOP OF FINISHED ASPHALT TO BE ONE-QUARTER (1/4) INCH (6mm) ABOVE THICKENED CONCRETE SURFACE AT JOINT. NO SEPARATE PAYMENT SHALL BE MADE FOR REMOVAL AND REPLACEMENT OF FLEXIBLE PAVEMENT TO FORM JOINT.

**T-THICKENED EDGE JOINT**

**LEGEND**

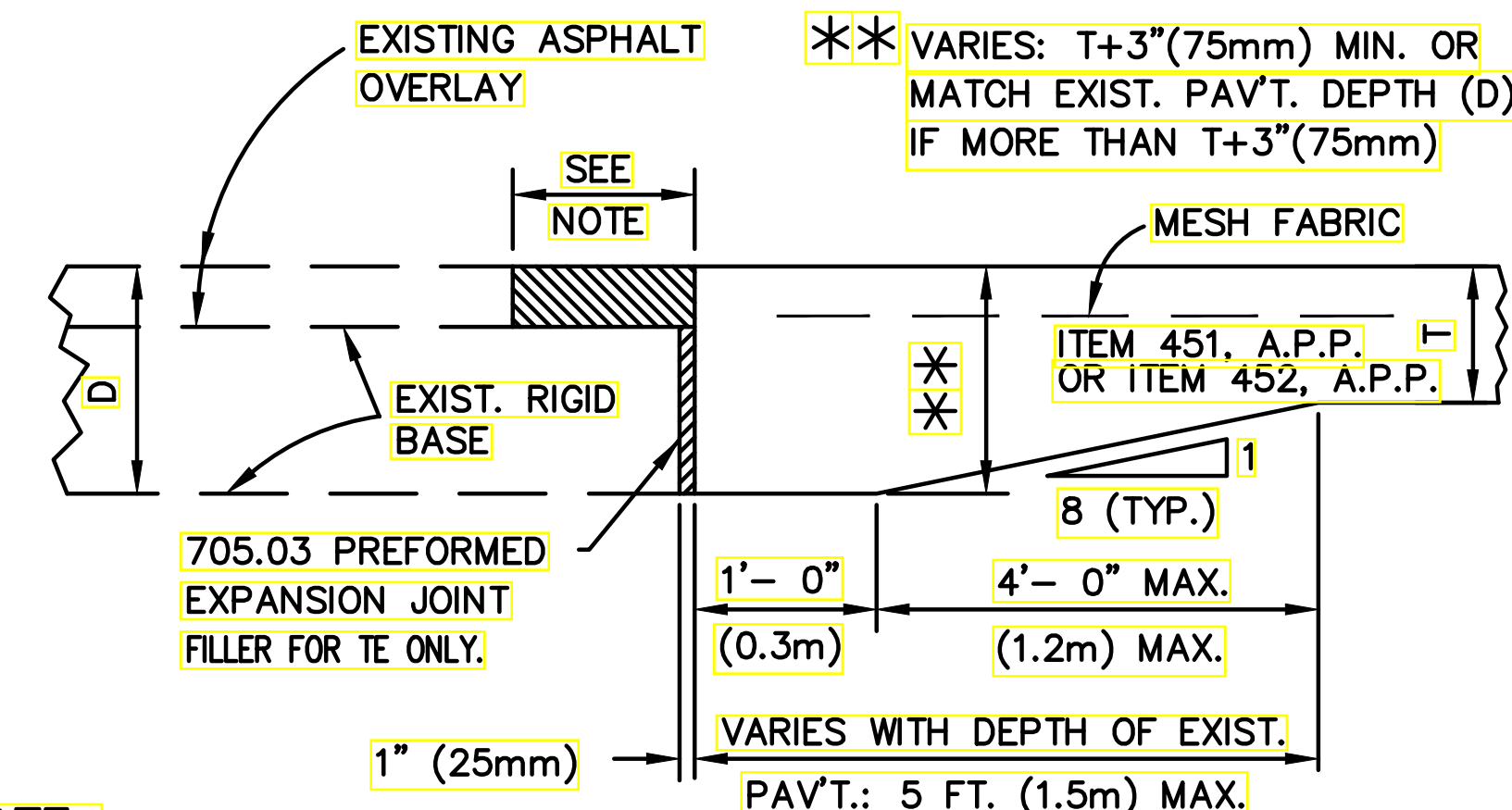
- ① THESE JOINTS LOCATED AT OR BEYOND THE P.C. OR P.T. ON TANGENT SECTIONS OF PAVEMENT/CURB. EXACT STATION LOCATIONS FOR THESE JOINTS ARE AS SHOWN ON THE INTERSECTION DETAILS.
- ② RADIAL PORTION OF (C) JOINTS SHALL BE 2'-0" (0.6m) MIN. IN LENGTH. DOWELS AND TIE BARS/HOOK BOLTS SHALL BE OMITTED FROM RADIAL PORTIONS OF ALL JOINTS.
- ③ FOR NEW CONSTRUCTION, A CONTRACTION JOINT MUST BE LOCATED AT THE END OF THE (T) JOINT
- (L) LONGITUDINAL JOINT, PER BP-2.1.
- (C) CONTRACTION JOINT, PER BP-2.2.
- (E) EXPANSION JOINT, PER BP-2.2.
- (EA) EXPANSION JOINT ALTERNATE
- (T) THICKENED EDGE JOINT
- (TE) THICKENED EDGE EXPANSION JOINT
- (TB) THICKENED EDGE BUTT JOINT
- (X) SECTION-TYPE X, EXPANSION JOINT, PER BP-2.5C.
- (\*) WHEN MEET EXISTING PAVEMENT SECTION DOES NOT ALLOW FOR ANY OF THE ABOVE, THE JOINT CONSTRUCTION SHALL BE AS DETAILED ON THE PLANS.

**GENERAL NOTES**

IN ADDITION TO THESE DETAILS, PAVEMENT JOINT TYPES AND SPACINGS SHALL BE PER THE DETAILED SPECIFICATIONS, STANDARD CONSTRUCTION DRAWINGS, PLAN NOTES, INTERSECTION DETAILS AND/OR AS DIRECTED BY THE ENGINEER.

COST FOR ALL WORK, MATERIALS AND INCIDENTALS NECESSARY TO ACCEPTABLY CONSTRUCT THE SLEEPER SLAB AND EXPANSION JOINT DETAILED ON THE (EA) -EXPANSION JOINT ALTERNATE SHALL BE INCLUDED IN THE SQUARE YARD UNIT PRICE BID FOR THE ASSOCIATED ITEM 451, AS PER PLAN OR ITEM 452, AS PER PLAN PAVEMENT.

NO EXTRA PAYMENT SHALL BE MADE FOR THE ADDITIONAL QUANTITY OF CONCRETE REQUIRED FOR THICKENED JOINTS. THIS DRAWING IS USED IN CONJUNCTION WITH O.D.O.T. STANDARD CONSTRUCTION DRAWINGS BP-1.1, BP-2.1 AND BP-2.2; AND THE CUYAHOGA COUNTY ENGINEER'S CONSTRUCTION DRAWINGS BP-2.5C, BP-2.7C AND BP-2.8C



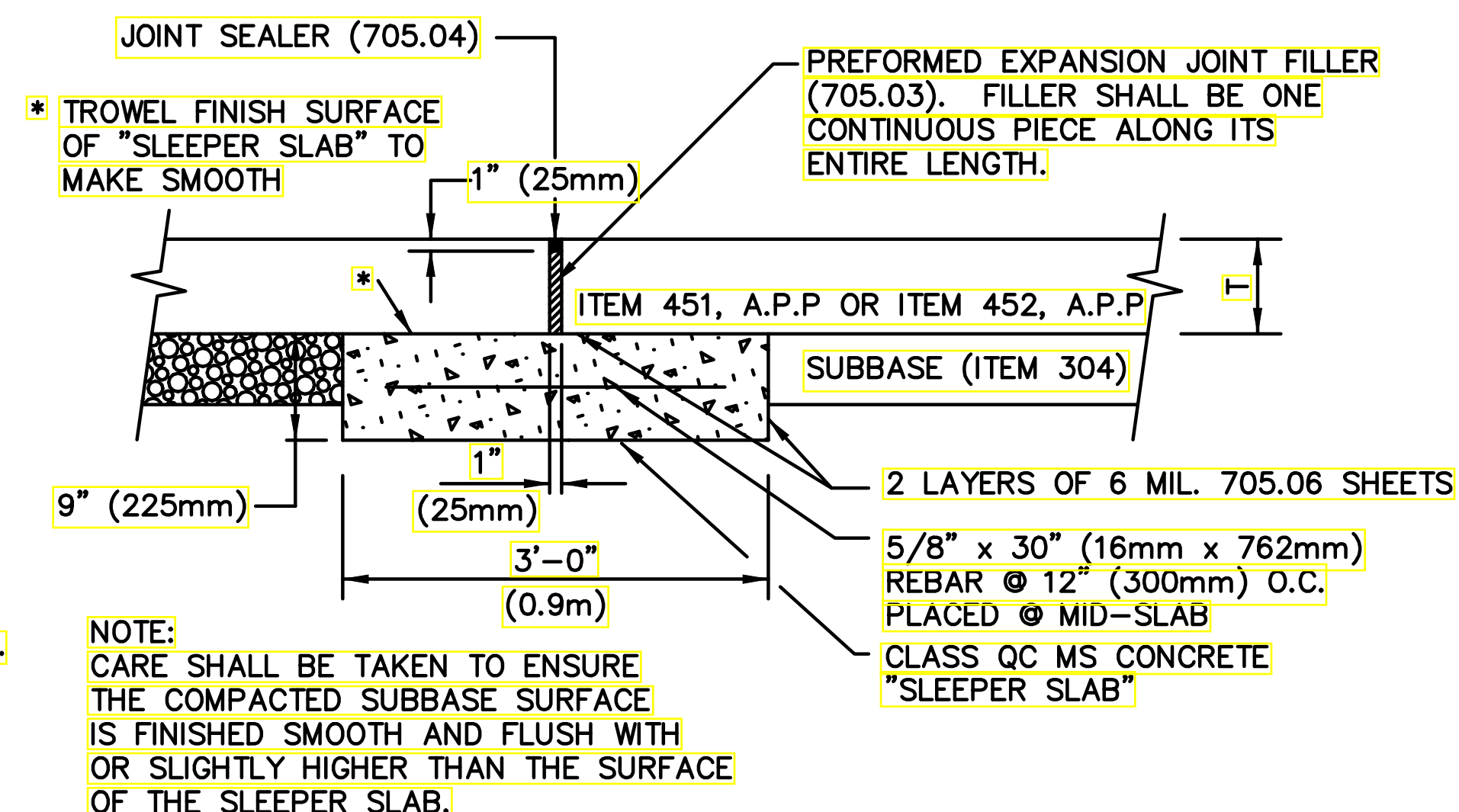
**NOTE:** A ONE (1) FOOT (0.3m) MINIMUM WIDTH OF EXISTING OVERLAY MATERIAL(S) SHALL BE REMOVED AND REPLACED FLUSH TO THE NEW PAVEMENT JOINT FACE AND SURFACE SEALED PER 401.17; ALL AT THE DIRECTION OF THE ENGINEER. PRIOR TO REPLACING THE ASPHALT CONCRETE COURSE(S), ALL EXPOSED CONTACT SURFACES SHALL RECEIVE AN APPLICATION OF ASPHALT MATERIAL PER 401.14 AND AS DIRECTED BY THE ENGINEER. NO SEPARATE PAYMENT SHALL BE MADE FOR REMOVAL AND REPLACEMENT OF THE OVERLAY MATERIAL(S).

**TE-THICKENED EDGE EXPANSION JOINT**

-OR-

**TB-THICKENED EDGE BUTT JOINT**

(SAME AS TE WITHOUT 705.03 EXPANSION JOINT FILLER)



**NOTE:** CARE SHALL BE TAKEN TO ENSURE THE COMPACTED SUBBASE SURFACE IS FINISHED SMOOTH AND FLUSH WITH OR SLIGHTLY HIGHER THAN THE SURFACE OF THE SLEEPER SLAB.

**EA-EXPANSION JOINT ALTERNATE**

CUYAHOGA COUNTY ENGINEER

PAVEMENT JOINTS

CONSTRUCTION DRAWING BP-2.60

DATE  
05-05-97  
12-07-99  
08-15-00  
10-29-01  
02-10-03  
08-20-03  
09-29-03  
03-01-05  
06-27-05  
08-28-07  
10-10-08  
10-31-13