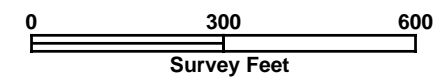
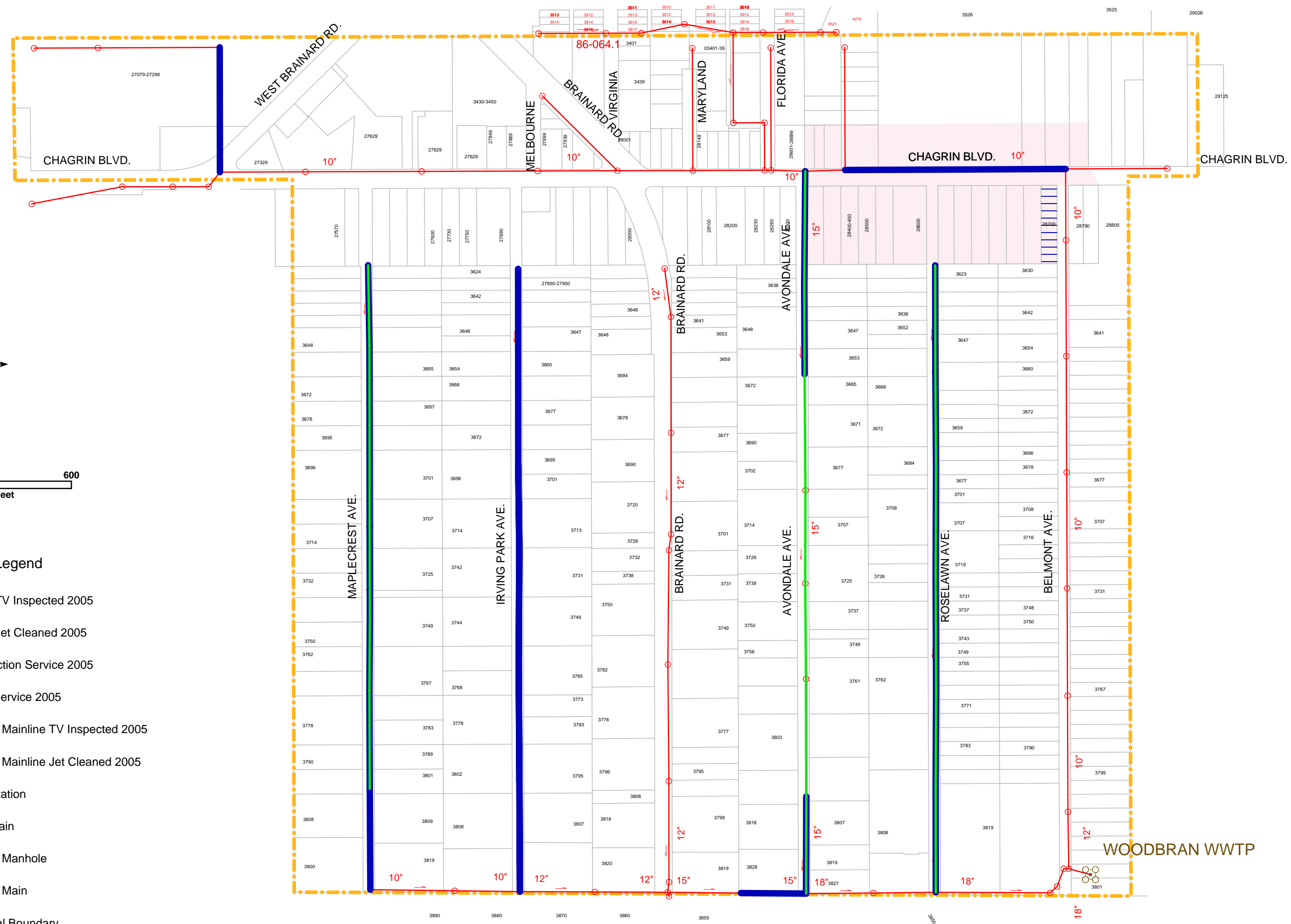



# SEWER SERVICE MAP WOODMERE



- Legend**
- Lateral TV Inspected 2005
  - Lateral Jet Cleaned 2005
  - Construction Service 2005
  - House Service 2005
  - Sanitary Mainline TV Inspected 2005
  - Sanitary Mainline Jet Cleaned 2005
  - Pump Station
  - Force Main
  - Sanitary Manhole
  - Sanitary Main
  - Municipal Boundary
  - Property Line
  - Inflow Infiltration Study Area

WOODBAN WWTP

NOTE: ADDRESS BASED SERVICES ARE UNDER-REPRESENTED ON MAP. THIS MAP IS FOR REVIEW PURPOSES ONLY. THE SANITARY ENGINEER CANNOT GUARANTEE ABSOLUTE ACCURACY.