



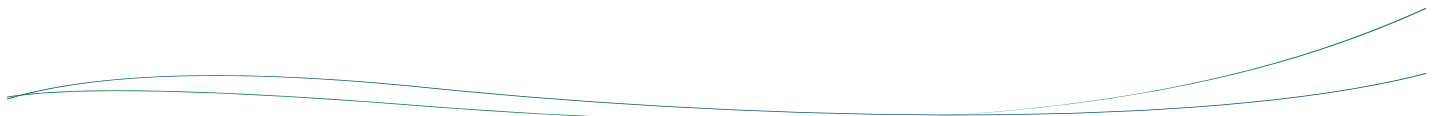
Cuyahoga County
Together We Thrive

2016 ANNUAL REPORT

Prepared For The: **City of East Cleveland**

By the DEPARTMENT OF PUBLIC WORKS





OVERVIEW

Established in 1919, the office of the Cuyahoga County Sanitary Engineer was created to provide administrative authority in matters of wastewater, storm water, and water supply management. In 2012, the Sanitary Engineering Division (formerly CCSE) became a part of the Cuyahoga County Department of Public Works, and now operates under County Executive Armond Budish.

Our focus on maintenance and repair of aging sewer lines, needs assessment, engineering feasibility studies, as well as other infrastructure-related issues, has a direct impact on commercial and residential development, job creation, and expanded tax base in the communities served by the Department of Public Works.

This Division is a major source of information and guidance that mayors, municipal engineers, and service directors rely on when making infrastructure decisions within their community. The Division has considerable experience in the maintenance, repair, and rehabilitation of sanitary and storm sewer lines. Moreover, the Division has much expertise with respect to the operation and maintenance of pump stations.

The Sanitary Engineering Division currently operates in 38 communities. It maintains more than 1,200 miles of sanitary sewers, operates 56 sewage-pumping stations, and maintains two wastewater treatment plants. The Division performs these services on county-owned facilities and through community agreements. Storm sewer maintenance is also provided in a number of communities.

Working in cooperation with the Ohio Environmental Protection Agency (Ohio EPA), the Northeast Ohio Regional Sewer District (NEORS), various communities, and the Cuyahoga County Board of Health; the Division works to maintain water quality through the identification and investigation of illicit discharges as well as the construction of new sanitary sewers.

All operating funds for the Division are generated through fees and assessments. The Division does not receive a subsidy from the County's general fund.

The Sanitary Engineering Division of the Department of Public Works has been in the forefront of regionalism efforts. With services provided to more than half of the county's 59 communities, the Division continues to maintain reasonable rates and improve infrastructure throughout the area.



GOALS

The Sanitary Division has three (3) major goals.

1. Operate and maintain the sanitary sewerage systems within the communities to meet the goals and objectives of the EPA Capacity Management Operation and Maintenance (CMOM) guidelines.
2. Provide guidelines for the design and construction through the “*Uniform Standards for Sewerage Improvements*” and the “*Rules and Regulations*.”
3. Issue sewer connection permits and provide construction inspection for new sanitary sewers and new connections to existing sanitary sewers.

The goals of the Division are attained through the activities of our three (3) main groups working together: Maintenance Services; Engineering and Construction Services; and, Administrative Services.

MAINTENANCE SERVICES

- Reduce the number of flooded basements by decreasing mainline blockage, minimize the inflow/infiltration of storm water in the sanitary system, and evaluate the structural integrity of the sewerage system;
- Increase efficiency to reduce operating costs and provide more available funds for capital improvement projects;
- Operate wastewater treatment plants in compliance of National Pollution Discharge Elimination System (NPDES) permit parameters;
- Maintain and inspect the existing collection system to meet EPA CMOM maintenance goals;
- Operate and maintain pumping stations; and operational checks (EPA permit compliance).



ENGINEERING AND CONSTRUCTION SERVICES

- Task Order preparation for repairs and rehabilitation;
- Plan review and approval of all new sewer improvements within the county service area;
- Engineering analysis (required for operation of facilities and the collection system);
- Capital improvement planning;
- Construction management and inspection;
- Provide guidelines for new construction through use of *Uniform Standards for Sewerage Improvements*;
- Provide infrastructure needs assessment for communities;
- Project design;
- Construction inspection of new wastewater collection systems within the county service area; and,
- Record keeping, as-built plans and test tee location.

ADMINISTRATIVE SERVICES

- Issuance of connection permits;
- Issuance of sewer builders' licenses;
- Mapping and spatial analysis for design and service management;
- Geographical Information Systems (GIS) for development and implementation;
- Fiscal oversight of annual operating budget and capital improvement budget;
- Grant and loan administration; and,
- Licensing and permitting of more than 200 contractors

SUMMARY OF MAINTENANCE SERVICES

▪ SEWERS

- High-pressure jetting of sewers in the right-of-way, approximately 320 miles of sewers;
- Point repairs of sewers, force mains, and structures;
- Cleaning of service laterals, more than 8,000 houses annually;
- Inflow and Infiltration testing;
- Televising of lines to identify possible failures or deficiencies, approximately 280 miles of sewers;
- Licensed operators to monitor the condition of the treatment plants and pumping stations, as well as implement upgrades and preventative maintenance; and,
- Emergency maintenance and 24-hour on-call team for resident issues.



The Sewer Maintenance section provides a full-service program to clean, evaluate, maintain structural integrity, and perform construction on sanitary and storm sewers. The objective of the program is the cleaning of all sanitary sewers every three years and performing video inspection every six years which is well within the NEORS's "Best Management Practices" guidelines.

The Division cleans more than 8,000 house connections annually. The goal is to alleviate sewer back-ups by clearing blocked mains and cleaning service connections to restore sewer capacity.

The Department of Public Works has an Inflow and Infiltration (I&I) section within the Lateral Service Department. This section uses flow meters to monitor sanitary mainlines during both dry and wet weather conditions to quantify wastewater flow in the system. Smoke and dye testing is used to identify sources of clean water into the sanitary sewer system. When used in unison, the flow quantification and source identification can identify sewers in need of rehabilitation or capacity enhancement.



▪ PUMPING STATIONS

The County operates 56 pumping stations throughout the 38 service communities. A Supervisory Control and Data Acquisition (SCADA) system monitors the stations. The system provides alarms and operational status through a central computer that is accessed from a remote computer providing 24-hour monitoring. New pump stations are added to the SCADA as they come on-line. Our maintenance staff consists of experienced mechanics and electricians enabling us to repair most problems in-house, therefore keeping costs down. Their preventive maintenance program and dedication to the job has reduced emergency call-outs and overflows.



▪ WASTEWATER TREATMENT PLANTS

The County operates two package wastewater treatment plants. The standards are set for each facility by the Ohio EPA through the National Pollution Discharge Elimination System (NPDES) permit. The support staff consists of wastewater operators licensed by the Ohio EPA who monitor the conditions of the plants and make necessary process adjustments to meet the NPDES permit.

▪ CAPACITY, MANAGEMENT, OPERATION, AND MAINTENANCE PROGRAM (CMOM)

The CMOM Program is a set of “best management practices” that have been developed by the industry and are applied over the life cycle of the collection system. It is these general practices that are taken into consideration when a system is being reviewed by a federal or state agency. Improvement and recommendations are provided by such agencies based on deficiencies identified in the sanitary sewer system.

We continue to work with the NEORSB through their community discharge program and the Ohio EPA to ensure that our department’s best practices meet the CMOM goals.

SUMMARY OF ENGINEERING AND CONSTRUCTION SERVICES

This section provides technical services to its customers including capital project planning, grant and loan administration, design engineering, construction management, and inspection of sanitary and storm sewers, pump stations, and wastewater treatment facilities.

A sewer repair and rehabilitation program is managed through in-house personnel supplemented with two outside contractors. Task orders for repair and rehabilitation are issued based on video inspection information and requests from the communities.

A specific Engineer is assigned to each community to provide an individual contact for collection system related issues.

Design plans are reviewed for more than 50 construction projects per year on behalf of member communities. Engineering also coordinates and analyzes the results of field testing and flow monitoring in order to detect and eliminate storm water inflow/infiltration from the sanitary sewer system and illicit discharges to the storm sewer system. Record drawings are prepared, then scanned and filed for record keeping. Information on the new sewers and service connections are provided to our IT personnel for incorporation in the GIS.

These departments also oversee capital construction projects and develop financial packages in the form of grants and loans obtained from the state of Ohio. These funds are utilized for lining, repairing, replacing, and rehabilitating existing sanitary and storm sewerage systems.

The construction staff provides inspection for all new sanitary sewers and service laterals connecting to existing sewers. The Inspectors ensure that projects are constructed in conformance to design plans and specifications and the “*Uniform Standards.*”





SUMMARY OF ADMINISTRATIVE SERVICES

▪ **PERMITS**

This department operates in 38 member communities and its major functions include the licensing, bonding, and permitting of more than 200 contractors. They also maintain the permanent records for sewer construction projects and provide information to all county departments, engineering consulting firms, contractors, and the public.

▪ **FINANCE**

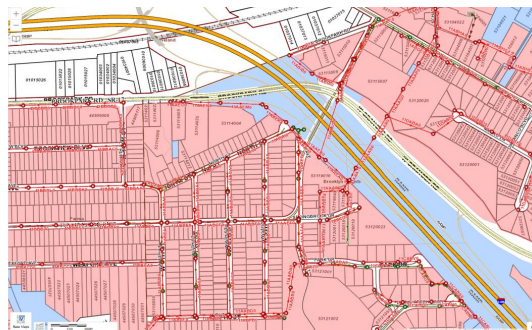
Finance provides support services to various units within the Public Works Department. Automated cost accounting programs and systems ensure accurate tracking and monitoring of expenditures, revenues, rate structures and other data that provide financing for capital projects and operational budgets. All systems and programs are operated under generally accepted accounting principles.

The Department of Public Works oversees an annual storm and sanitary sewer operating budget in excess of \$15 million. Finance is responsible for accounts receivable, accounts payable, cost accounting, audit, inventory control, capital project financing, purchasing, and sewer assessment revenue management for member communities.

▪ **INFORMATION TECHNOLOGY**

Information Technology (IT) provides computer and analytical support to internal end-users and communities within the department. It is responsible for the design, implementation and maintenance of geographical map-based and other relational database systems, as well as guiding data acquisition tasks throughout the Division. The computerized mapping program catalogues the location of sewer systems and performs analysis on spatial data. This ability supports the planning, design, and maintenance of sewer systems, and ensures user fees are appropriately assessed and collected. Furthermore, the mapping program now features attached permits and engineering drawings.

Our Geographical Information System (GIS) is continually being expanded to include information on repair and rehabilitation activities as well as system maintenance and inspection activities. Information is shared between the county, member communities, and the NEORS to better identify areas of responsibility.

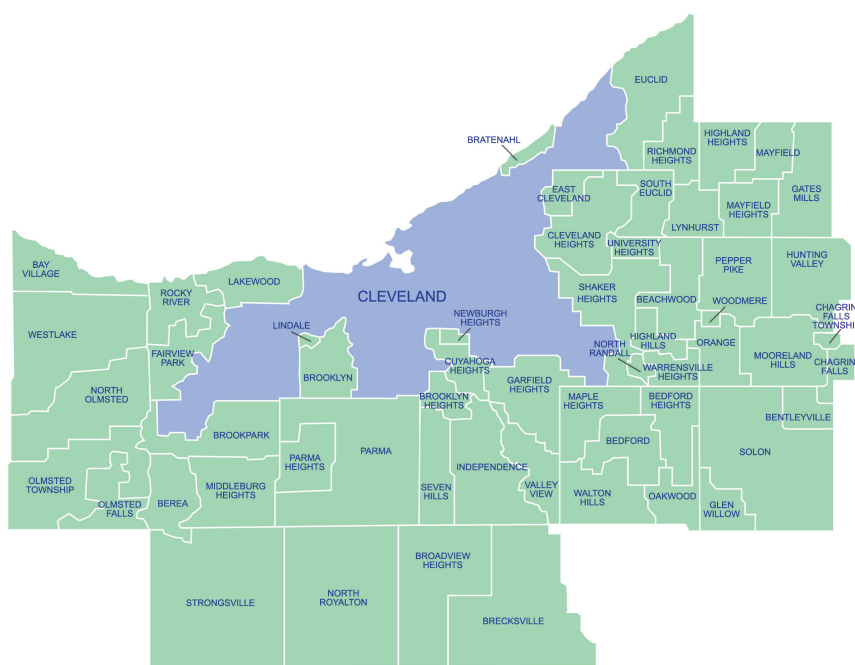


APPENDIX DESCRIPTION*

The following appendices contain a variety of reports representing the services provided to communities in 2016. The Public Works Department follows a manhole-to-manhole, sewer segment-based accounting method for jet cleaning and TV (video) inspection maintenance services. The first two reports contain listings of the collection system cleaned and inspected for the year by street. The following report discloses the more significant projects submitted and reviewed by the Permit and Engineering and Construction Departments during the year for your community. Smaller review services such as house connections or ongoing, intermittent review of large multi-phase projects spanning several years of development are not shown on this report. The final appendices provide a breakdown of operating expenses, capital project costs contracted for the community, as well as additional services including house visits, inflow/infiltration studies, and construction activity.

A map showing areas where collection system mainlines were jet cleaned and TV inspected, construction crew activity locations, house visits and if house lateral connections needed to be cleaned or inspected is available on our website at <http://publicworks.cuyahogacounty.us/en-US/Sewer-Maintenance-Services.aspx>. A CD containing the map with the Annual Report is available upon request.

* **Please note:** These appendix reports are provided only to communities for which the specific service is provided by the Department of Public Works. For example, if regularly scheduled mainline cleaning service is not provided for your community, a map was not produced. Similarly, if project review or capital project management services are not provided to your community, then there is no corresponding report. Certain communities are provided limited maintenance on county improvement mainlines and/or facilities only.





Cuyahoga County
Together We Thrive



Section A-1

Community Streets Cleaned*

* No service provided if section is blank

Collection System Jet Cleaning

EAST CLEVELAND

SANITARY

STREET	# of segments	Jet Footage
ALLEGHENY CIRCLE	4	442
ARDENALL AVENUE	20	2,342
BARDWELL AVENUE	6	820
BEERSFORD ROAD	14	2,221
BREWSTER ROAD	10	2,437
BRUNSWICK ROAD	1	100
CALEDONIA ROAD	2	350
CARLYON ROAD	4	852
CHAPMAN AVENUE	6	1,220
CLAIRBORNE ROAD	6	1,409
CLEVIDEN ROAD	17	2,375
DOAN AVENUE	20	3,391
EAST 133 STREET	24	5,250
EAST 134 STREET	3	927
EAST 135 STREET	8	1,472
EASTHAM AVENUE	3	260
ELDERWOOD AVENUE	10	1,698
EUCLID AVENUE	19	2,164
FENEMORE ROAD	7	1,260
FIFTH AVENUE	2	943
FIRST AVENUE	3	444
FORESTHILLS BOULEVARD	5	1,337
FOURTH AVENUE	4	1,150
GARDEN ROAD	3	939
GRAHAM ROAD	3	936
GRASMERE AVENUE	7	1,198
HARTFORD ROAD	7	784
HAYDEN AVENUE	12	1,999
HAZEL ROAD	6	1,284
HENLEY ROAD	12	1,595
HOLYOKE AVENUE	1	54
LEE BOULEVARD	42	6,414
MARLOES AVENUE	12	2,015
MAYFAIR AVENUE	8	1,669
MILAN AVENUE	6	905
MOUNT VERNON BOULEVARD	13	1,566
NEWBURY DRIVE	11	1,931

Collection System Jet Cleaning

EAST CLEVELAND

SANITARY

STREET	# of segments	Jet Footage
NORTHFIELD AVENUE	18	2,232
NORTHVALE BOULEVARD	3	570
OAKHILL ROAD	15	1,598
ORINOCO AVENUE	10	1,517
PAGE AVENUE	6	1,474
POTOMAC AVENUE	13	2,202
ROSALIND AVENUE	4	868
ROSEMONT ROAD	8	1,138
ROZELLE AVENUE	3	277
ROXFORD ROAD	6	595
SAVANNAH AVENUE	18	2,131
SCIOTO AVENUE	21	1,646
SECOND AVENUE	3	564
SHAW AVENUE	11	1,945
SIXTH AVENUE	1	457
STANWOOD ROAD	27	4,161
STRATHMORE AVENUE	26	2,816
TERRACE ROAD	40	5,973
THIRD AVENUE	6	1,131
VAN BUREN ROAD	4	376
WALDEN ROAD	2	333
WHEELER AVENUE	1	390
WYATT ROAD	3	551
WYMORE AVENUE	7	1,424
SANITARY TOTAL:	598	94,522

STORM

STREET	# of segments	Jet Footage
ALLEGHENY CIRCLE	7	330
ARDENALL AVENUE	19	2,646
BEERSFORD PLACE	15	1,380
BREWSTER ROAD	12	2,258
CHAPMAN AVENUE	4	981
CLEVIDEN ROAD	16	2,078
DOAN AVENUE	6	1,234

Collection System Jet Cleaning

EAST CLEVELAND

STORM

STREET	# of segments	Jet Footage
EAST 133 STREET	14	3,428
EAST 134 STREET	2	316
EASTHAM AVENUE	2	379
FENEMORE ROAD	7	1,284
FIFTH AVENUE	2	516
FORESTHILLS BOULEVARD	11	2,956
GLYNN ROAD	13	2,580
HAYDEN AVENUE	7	1,143
HAZEL ROAD	4	1,220
HENLEY ROAD	13	2,204
LEE BOULEVARD	19	3,488
MOUNT VERNON BOULEVARD	18	2,183
NEWBURY DRIVE	8	2,010
NORTHFIELD AVENUE	6	899
NORTHVALE BOULEVARD	4	1,057
OAKHILL ROAD	6	602
ORINOCO AVENUE	25	2,353
PAGE AVENUE	8	595
POTOMAC AVENUE	8	1,440
ROSALIND AVENUE	2	275
SAVANNAH AVENUE	15	1,770
SCIOTO AVENUE	8	1,344
SECOND AVENUE	2	613
STANWOOD ROAD	9	1,552
STRATHMORE AVENUE	11	846
TERRACE ROAD	4	568
WALDEN ROAD	9	1,116
WYATT ROAD	3	600
WYMORE AVENUE	7	1,424
STORM TOTAL:	326	51,668
GRAND TOTAL:	924	146,190

Section A-2

Community Streets Inspected*

* No service provided if section is blank

Collection System TV Inspection

EAST CLEVELAND

SANITARY

STREET	# of segments	TV Footage
ALLEGHENY CIRCLE	4	442
ARDENALL AVENUE	20	2,342
BARDWELL AVENUE	6	820
BEERSFORD ROAD	14	2,221
BREWSTER ROAD	10	2,437
BRUNSWICK ROAD	1	104
CALEDONIA ROAD	1	25
CARLYON ROAD	1	58
CHAPMAN AVENUE	6	1,220
CLAIRBORNE ROAD	6	1,409
CLEVIDEN ROAD	17	2,375
DOAN AVENUE	21	3,435
EAST 133 STREET	24	5,250
EAST 134 STREET	3	927
EAST 135 STREET	8	1,327
EASTHAM AVENUE	3	260
ELDERWOOD AVENUE	10	1,698
EUCLID AVENUE	19	2,164
FENEMORE ROAD	7	1,260
FIFTH AVENUE	2	943
FIRST AVENUE	3	444
FORESTHILLS BOULEVARD	5	1,337
FOURTH AVENUE	4	1,150
GARDEN ROAD	3	939
GRAHAM ROAD	3	936
GRASMERE AVENUE	7	1,198
HARTFORD ROAD	7	784
HAYDEN AVENUE	12	1,999
HAZEL ROAD	6	1,284
HENLEY ROAD	12	1,595
HOLYOKE AVENUE	1	54
LEE BOULEVARD	42	6,414
MARLOES AVENUE	13	2,015
MAYFAIR AVENUE	8	1,669
MILAN AVENUE	6	905
MOUNT VERNON BOULEVARD	13	1,566
NEWBURY DRIVE	11	1,931

Collection System TV Inspection

EAST CLEVELAND

SANITARY

STREET	# of segments	TV Footage
NORTHFIELD AVENUE	18	2,232
NORTHVALE BOULEVARD	3	570
OAKHILL ROAD	15	1,598
ORINOCO AVENUE	9	1,327
PAGE AVENUE	6	1,474
POTOMAC AVENUE	13	2,202
ROSALIND AVENUE	3	585
ROSEMONT ROAD	8	1,138
ROXFORD ROAD	6	595
SAVANNAH AVENUE	18	2,131
SCIOTO AVENUE	21	1,646
SECOND AVENUE	3	564
SHAW AVENUE	7	1,455
SIXTH AVENUE	1	457
STANWOOD ROAD	27	4,143
STRATHMORE AVENUE	26	2,816
TERRACE ROAD	39	5,566
THIRD AVENUE	6	1,131
VAN BUREN ROAD	4	376
WALDEN ROAD	2	333
WYATT ROAD	3	551
WYMORE AVENUE	7	1,424
SANITARY TOTAL:	584	91,251

STORM

STREET	# of segments	Jet Footage
ALLEGHENY CIRCLE	7	330
ARDENALL AVENUE	19	2,646
BEERSFORD PLACE	15	1,380
BREWSTER ROAD	12	2,258
CHAPMAN AVENUE	4	981
CLEVIDEN ROAD	16	2,078
DOAN AVENUE	6	1,234

Collection System TV Inspection EAST CLEVELAND

STORM

STREET	# of segments	TV Footage
EAST 133 STREET	14	3,428
EAST 134 STREET	2	316
EASTHAM AVENUE	2	379
FENEMORE ROAD	7	1,284
FIFTH AVENUE	2	516
FORESTHILLS BOULEVARD	11	2,956
GLYNN ROAD	13	2,580
HAYDEN AVENUE	7	1,143
HAZEL ROAD	4	1,220
HENLEY ROAD	13	2,203
LEE BOULEVARD	19	3,488
MOUNT VERNON BOULEVARD	18	2,183
NEWBURY DRIVE	8	2,010
NORTHFIELD AVENUE	6	899
NORTHVALE BOULEVARD	4	1,057
OAKHILL ROAD	6	602
ORINOCO AVENUE	25	2,353
PAGE AVENUE	8	595
POTOMAC AVENUE	8	1,440
SAVANNAH AVENUE	15	1,770
SCIOTO AVENUE	8	1,344
SECOND AVENUE	2	613
STANWOOD ROAD	9	1,552
STRATHMORE AVENUE	11	846
TERRACE ROAD	5	706
WALDEN ROAD	9	1,116
WYATT ROAD	3	600
WYMORE AVENUE	7	1,425
STORM TOTAL:	325	51,531
GRAND TOTAL:	909	142,782

Section A-3

Projects Status*

* No service provided if section is blank

East Cleveland Project Review

Project ID	Project Name	Approval Date
15-046 (1)	WILLIE'S RESTAURANT	22-Mar-2016
15-055 (1)	STARLIGHT BAPTIST CHURCH	7-Jan-2016
16-015 (1)	13460 EUCLID AVENUE	8-Apr-2016
16-016 (1)	SALVATION ARMY EAST SIDE CORPS	13-Apr-2016
16-046 (1)	OWLS NEST APARTMENTS	16-Aug-2016

Section A-4

Service Program*

* No service provided if section is blank

City of East Cleveland

<u>Type</u>	<u>Community Total</u>
Sanitary Sewers	1,574 Feet
Manholes	1,480 (Approximately)

2016 Service Program

<u>Program</u>	<u>2016 Activity</u>
1) High Pressure Jet Cleaning	146,190 Feet
Sanitary – 94,522 Feet (64.7%)	
Storm – 51,668 Feet (35.3%)	
2) House Service	265 Calls
3) Television Inspection	142,782 Feet
Sanitary – 91,251 Feet (63.9%)	
Storm – 51,531 Feet (36.1%)	
4) Construction Activities	138 Job(s)
5) Smoke and Dye Testing	- Test(s)
6) Construction Permits Issued	
(Commercial)	5
(Residential)	1
7) Plan Review	5 Plan(s)
8) Construction Inspection	
a) Main Lines Inspected	- Feet
b) Service Laterals Inspected	2,069 Feet
9) Catch Basin Cleaning	8

Section A-5

Community Operating Expenses

City of East Cleveland
2016 Operating Expenses

<u>Activity</u>	<u>Cost</u>
1. Maintenance of Sanitary Sewerage Systems	\$793,971
2. Pump Station Operation and Maintenance	\$ 0
3. Waste Water Treatment Plant Maintenance	\$ 0
4. Engineering and/or Inspection	\$40,898
5. Capital Expenses (See Section A-6 if any)	\$142,207
 Total Operating Expenses:	 \$977,076

Section A-6

Community Capital Expenses

* No service provided if section is blank

City of East Cleveland

2016 Capital Expenses

Doan/Bardwell Repair	\$ 95,972
Stanwood Road Repair	\$ 16,382
Rosalind Avenue Repair	\$ 26,572
Coit Road Loan Reimbursement	\$ 3,281

Total Capital Expenses: \$ 142,207

CONTACT INFORMATION

Cuyahoga County Department of Public Works
6100 West Canal Road
Valley View, OH 44125

Email: Publicworks@cuyahogacounty.us
Website: Publicworks.cuyahogacounty.us

Michael W. Dever, MPA.....	Director of Public Works
David E. Marquard, P.E.,P.S.....	Design & Construction Administrator
Michael W. Chambers, CPA	Finance & Operations Administrator
Bryan J. Hitch.....	Sewer Maintenance Superintendent
Hugh Blocksidge, P.E.	Chief Engineer Sanitary Design

Department of Public Works Administrative Headquarters
2079 East Ninth Street – 5th Floor
Cleveland, Ohio 44115

Dispatch Office	(216) 443-8201	
<i>Dispatch Email</i>	PWDispatch@cuyahogacounty.us	
Administration	(216) 348-3867	
Inspection & Permits	(216) 443-8211	
Sewer Maintenance	Gary Green, Senior Supervisor	(216) 443-8225
Lateral Services (<i>House Crews</i>)..	Suzanne Britt, Supervisor	(216) 443-3533
Inflow & Infiltration	Suzanne Britt, Supervisor	(216) 443-3533
Construction (East)	Mitch Holt, Supervisor	(216) 443-8229
Construction (West)	John Gribble, Supervisor	(216) 443-8229
Sewer Jetting	Guy Swindell, Supervisor	(216) 443-8226
Pump Station Operations	William Applegarth, Supervisor.....	(216) 443-8295
Televised Inspection	Todd Swindell, Supervisor	(216) 443-8224



Cuyahoga County
Together We Thrive