




2023 Annual Report

Prepared
for the:

City of Middleburg Heights



By the: **Department of Public Works**





March 14, 2024

The Honorable Matthew Castelli
City of Middleburg Heights
15700 E. Bagley Road
Middleburg Heights, Ohio, 44130

Dear Mayor Castelli,

As the Director of Public Works, I am pleased to submit the 2023 Annual Report for the City of Middleburg Heights. Our work within the communities, including yours, focuses on addressing infrastructure needs and meeting Ohio EPA goals for collection system operation and maintenance. We continue to provide efficiency for sanitary and storm sewer maintenance throughout the County by maintaining a second shift to enable us to reduce overtime and to work in areas where normal working hour traffic is problematic. Our goal is always to provide a high level of service in a cost-effective manner.

Through the work of our dedicated staff members, we have been able to continue to provide reliable maintenance services throughout our service area and we will continue to provide quality service for our member communities throughout the year.

This annual report contains a detailed overview of the work completed within your community in the past year. The overview of the work performed includes the following: collection system jet cleaning and CCTV inspection history, plan approval status, service program summary details and community operating and capital expenses.

The annual report for this and previous years is also available on our website at:

<https://cuyahogacounty.gov/publicworks/services/sewer-maintenance-services>

The Rules and Regulations and Uniform Standards and Details issued by the County continue to be available on our web site:

<https://www.cuyahogacounty.gov/publicworks/services/design-and-construction/sanitary-design/sanitary-design-construction-drawings-and-standards>

My staff is available to meet with you at your convenience should you wish to discuss this report or any of the services that our department provides. I am pleased and grateful for the opportunity of serving you through the Cuyahoga County Department of Public Works.

Respectfully submitted,

Michael W. Dever, MPA, Director
Department of Public Works

cc: (with attachments)

James Herron, Service Director
Kim Kerber, P.E., City Engineer



The Power of Consolidation

2501 Harvard Avenue – Newburgh Heights



Sanitary Engineering, Road & Bridge & Fleet Management are consolidated at one location



The **Harvard Avenue Maintenance Yard facility** is home to approximately 180 staff members and is **geographically centralized in Cuyahoga County** to **better serve the surrounding communities.**

- Vehicle fueling areas for **Diesel, Electric and Gasoline**
- Fleet Maintenance Area features: **9 static lifts and 3 mobile lifts**
- Interior Vehicle Wash Bay
- LED Lighting for Interior Office, Garage, Exterior Parking Lot and Site Lighting
- Materials Storage Yard
- **Dispatch Area**
- **Permits Area**
- **ADA-compliant** design for all Office, Conference, and Training Room areas
- Conference and Training Rooms for up to **200 visitors**





SANITARY FLEET FACTS

THE POWER OF REGIONALISM



Current vehicles & equipment	Quantity
House Trucks	13
Specialized Plate Truck & specialized vehicles for catch basin repair	7
Combination Jet-Vac & Straight Jet Trucks	10
TV Camera Trucks	7
Backhoes, Mini Excavators & Rubber Wheel Loader	7
Class 5 Dump Trucks	6
Construction trucks	8
1-ton trucks for pump station service	5
43,000 to 53,000 GVWR single-axle dump trucks	6
58,000 to 60,000 GVRW tandem axle dump trucks	12
Class 550 with crane for pump station service	3
20-25 ton trailers	11
Small Trailers	13





Table of Contents



Overview.....1

Appendix Description.....8

Community Streets Cleaned.....A-1

Community Streets Televised.....A-2

Plan Approval Status.....A-3

Service Report Summary.....A-4

Community Operating Expenses.....A-5

Community Capital Expenses.....A-6

Contact Information.....Rear Folio



OVERVIEW

Established in 1919, the office of the Cuyahoga County Sanitary Engineer was created to provide administrative authority in matters of wastewater, storm water, and water supply management. In 2012, the Sanitary Engineering Division (formerly CCSE) became a part of the Cuyahoga County Department of Public Works (CCDPW), and now operates under County Executive Chris Ronayne.

The Sanitary Division's focus is on the maintenance and repair of aging sewer lines, sewer system needs assessment, engineering feasibility studies, and other infrastructure-related issues. These areas all have a direct impact on commercial and residential development, job creation, and expanding the tax base in the communities served by the Department of Public Works. Furthermore, the Sanitary Division is a major source of technical information for communities (mayors, municipal engineers, and service directors), which provides them with guidance for making infrastructure decisions within their community. The Sanitary Division has considerable experience in the maintenance, repair, and rehabilitation of sanitary and storm sewer systems, as well as significant expertise with respect to the operation and maintenance of pump stations and wastewater treatment plants.



The Sanitary Engineering Division of Public Works currently operates in 39 communities by agreement. Pursuant to such agreements, the Sanitary Division maintains more than 1,500 miles of sanitary sewers and 1,100 miles of storm sewers and operates 65 sewage-pumping stations. Working in cooperation with the Ohio Environmental Protection Agency (Ohio EPA), the Northeast Ohio Regional Sewer District (NEORS), the Cuyahoga County Board of Health (CCBH), and the various communities, the Sanitary Division works to maintain water quality. This is done through the construction of new sanitary sewers, maintenance of existing sewer systems, and the investigation and remediation of illicit discharges (sanitary sewage which is improperly discharged into storm sewers).

All funds used for operation, maintenance, rehabilitation, and repair of the sewerage system are generated through fees and assessments. (Funding is not via the County's General Fund to perform these activities.)

The Department of Public Works has been in the forefront of regionalism efforts within the County. With services provided to more than half of the County's 59 communities, the Sanitary Division continues to maintain reasonable rates and improve infrastructure throughout the area.



GOALS

The Sanitary Engineering Division of Public Works has three (3) major goals:




1. Operate and maintain the sanitary sewerage systems to assist the communities in meeting the goals and objectives of the EPA Capacity Management Operation and Maintenance (CMOM) guidelines.
2. Provide guidelines for design and construction through the County's "Uniform Standards for Sewerage Improvements" and "Rules and Regulations."
3. Issue sewer connection permits and provide construction inspection for new sanitary sewers and new connections to existing sanitary sewers.

The goals of the Sanitary Engineering Division with respect to the maintenance and repair of sewers are accomplished through the activities of our three main Sanitary Division groups working together: Maintenance Services; Engineering & Construction Services; and Administrative Services.

MAINTENANCE SERVICES

- Reduction of the number of flooded basements by maintaining existing capacity in the collection systems, minimize the inflow/infiltration of storm water to the sanitary system, and evaluate the structural integrity of the sewerage system;
- Optimization of maintenance efficiency to reduce operating costs and provide more available funds for capital improvement projects and repairs;
- Maintenance and inspection of the existing collection system to achieve EPA CMOM maintenance goals;
- Operation and maintenance of pumping stations;
- Performance of Illicit Discharge Detection and Elimination Services





ENGINEERING AND CONSTRUCTION SERVICES

- Preparation of Task Orders for repairs and rehabilitation;
- Plan review and approval of all new sewer improvements within the County service area;
- Performance of engineering analyses (required for operation of facilities and the collection system);
- Capital improvement planning;
- Construction management and inspection;
- Provision of guidelines for new construction through use of the *CCDPW Uniform Standards for Sewerage Improvements*;
- Provision of infrastructure needs assessment for communities;
- Project design;
- Construction inspection of new wastewater collection systems within the county service area; and,
- Record keeping of as-built plans and test tee locations.



ADMINISTRATIVE SERVICES

- Issuance of connection permits;
- Maintenance of Record Drawings;
- Provision of Geographical Information Systems (GIS) for development and implementation;
- Fiscal oversight of annual operating budget and capital improvement budget;
- Administration of Grants and loans; and,
- Licensing and permitting of more than 200 contractors.

SUMMARY OF COUNTY-WIDE MAINTENANCE SERVICES

SEWERS

- High-pressure jetting of sewers in the right-of-way, approximately **297 miles of sewers in 2023**
- Point repairs of sewers, force mains, and structures; **2,608 construction visits; and 1,715 catch basins cleaned;**
- **Cleaning of 8,647 service laterals**, including emergency maintenance and 24-hour on-call team for resident issues;
- **CCTV inspection** of approximately **226 miles** of sewers to provide condition ratings, failures and/or deficiencies;
- **I/I investigation and remediation, 232 visits;**
- Implementation of preventative maintenance and upgrades to pumping stations, as well as the provision of licensed operators to monitor the condition of those facilities.





The Maintenance Services Department provides a full-service program to clean sewers, provide National Association of Sewer Service Companies (NASSCO) Pipeline Assessment Certification Program (PACP) condition ratings of sewers, maintain the structural integrity of the sewer systems, and perform repairs on sanitary and storm sewers. The objective of the program is the cleaning of all sanitary sewers every three years and performing video inspection every six years. This timeline is well within the NEORSD's "Best Management Practices" guidelines.

■ **HOUSE LATERAL SERVICES**

The Maintenance Services House Lateral Service Department cleaned 8,647 house lateral connections in 2023. The goal is to alleviate sewer back-ups by clearing blocked mains and cleaning service connections to restore sewer capacity.

The House Lateral Service Department also performs flow monitoring for Inflow and Infiltration (I&I) analysis, dye testing, smoke testing, and lateral sewer inspection to identify I&I sources and locations of illicit discharges. The Department works with the communities, the Ohio EPA and the NEORSD to protect local waterways.





■ PUMPING STATIONS


The County operates 65 pumping stations throughout the 39 communities pursuant to the maintenance agreements. A Supervisory Control and Data Acquisition (SCADA) system monitors the stations. The system provides alarms and operational status through a central computer, providing 24-hour monitoring. New pump stations are added to the SCADA system as they come on-line. Our maintenance staff consists of experienced operators and technicians enabling us to repair most problems in-house, therefore keeping costs down. Their preventive maintenance program and dedication to the job has reduced emergency callouts and overflows.



■ CAPACITY, MANAGEMENT, OPERATION, AND MAINTENANCE PROGRAM (CMOM)

The CMOM Program is a set of “best management practices” that have been developed by the industry and are applied over the life cycle of the sewer collection system. It is these general practices that are taken into consideration when a system is being reviewed by a federal or state agency. Improvement and recommendations are provided by the agencies based on deficiencies identified in the sanitary sewer system.

We continue to work with the NEORS (through their community discharge program) and with the Ohio EPA to ensure that our Sanitary Division’s best practices meet the CMOM goals.





SUMMARY OF ENGINEERING & CONSTRUCTION SERVICES

The Engineering and Construction Services Departments provide technical services to the communities including, but not limited to, capital project planning, grant and loan administration, design engineering, construction management, as well as inspection of sanitary and storm sewers, and pump stations.

The sewer repair and rehabilitation program is managed by in-house personnel. A Sanitary Division engineer is assigned to each community to provide an individual contact for sewer related issues. Under the existing sewer maintenance agreements (based on video inspection information and requests from the communities), the County issues Task Orders for repair and rehabilitation by our personnel, supplemented by several third-party contractors.

In 2023, on behalf of member communities, design plans were reviewed for 50 construction projects. The Sanitary Engineering Division also coordinates and analyzes the results of field testing and flow monitoring to detect and eliminate storm water inflow/infiltration (I/I) from the sanitary sewer system and illicit discharges to the storm sewer system. Record drawings are prepared, scanned, and filed for record keeping. Information on new sewers and service connections is provided to our IT personnel for incorporation into the County's Geographical Information System (GIS).

The Sanitary Engineering Division and the Construction Department also oversee capital construction projects, including the development of financial packages in the form of grants and loans obtained from the State of Ohio. These funds are utilized for lining, repairing, replacing, and rehabilitating existing sanitary and storm sewerage systems.

The Construction staff provides inspection of all new sanitary sewers and for the connection of service laterals to existing sewers. The Inspectors ensure that projects are constructed in conformance to design plans, specifications, and the County's "Uniform Standards."





SUMMARY OF ADMINISTRATIVE SERVICES

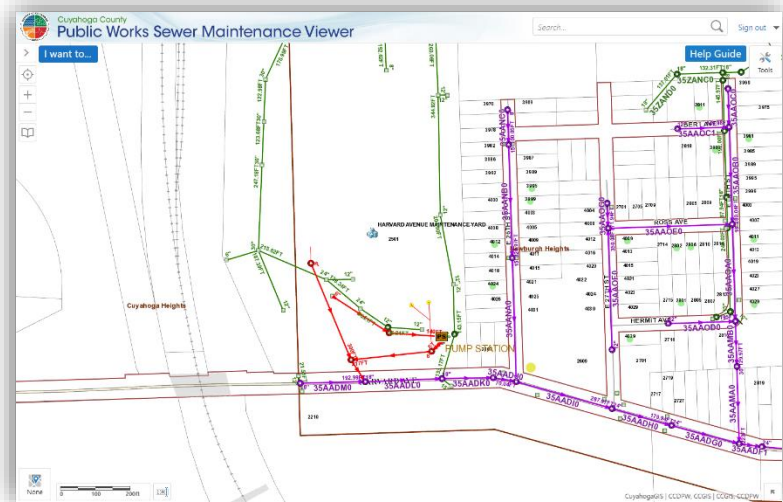
■ PERMITS

The County issues residential and commercial sewer service connection permits for 26 of the 39 communities with maintenance agreements. Only contractors registered with the Department of Public Works can obtain a permit. The permit process includes inspection by the County to ensure that the work is performed in conformance to the “Uniform Standards and Details”. Permanent records of all sewer connections are maintained by the County.

■ INFORMATION TECHNOLOGY

Information Technology (IT) provides computer and analytical support to internal end-users and to the communities serviced by the CCDPW. IT is responsible for the design, implementation, and maintenance of our Geographical Information System (GIS), other relational database systems, and guiding data acquisition tasks throughout the CCDPW. The GIS mapping program catalogues the location of sewer systems and performs analysis on spatial data. This information supports the planning, design, and maintenance of sewer systems, and ensures user fees are appropriately assessed and collected. Furthermore, the mapping program features access to information regarding permits that are on record.

Our Geographical Information System is continually being updated and expanded to include information on repair and rehabilitation activities as well as system maintenance and inspection activities. Information is shared between the County, member communities, and the NEORSRD to improve services and foster collaboration.



■ FINANCE

The Finance Department provides support services to various units within the CCDPW. Automated cost accounting programs and systems ensure accurate tracking and monitoring of expenditures, revenues, rate structures, and other data that provide financing for capital projects and operational budgets. All systems and programs are operated under generally accepted accounting principles. The CCDPW oversees an annual storm and sanitary sewer operating budget of more than \$33 million. Finance is responsible for accounts receivable, accounts payable, cost accounting, audit, inventory control, capital project financing, purchasing, and sewer assessment revenue management for member communities.

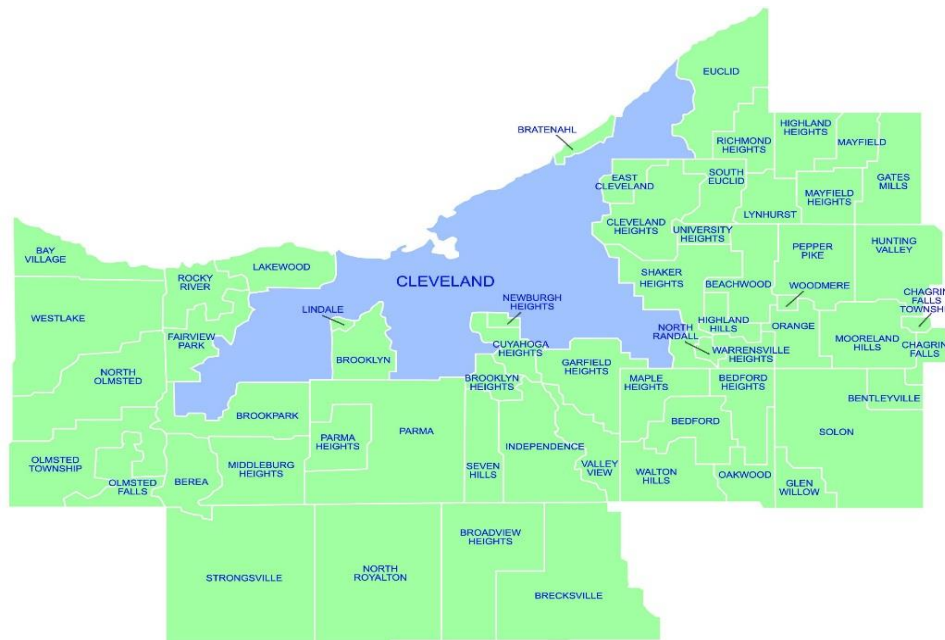


Appendix Description*

The following appendices contain a variety of reports representing the services provided to member communities in 2023. The CCDPW follows a manhole-to-manhole, sewer segment-based accounting method for jet cleaning and TV (video) inspection maintenance services. The first two appendices contain listings of the collection system cleaned and inspected for the year by street. The next appendix lists the plan approvals for the more significant projects submitted to, reviewed, and approved by the Engineering Department during the year for your community. Smaller review services such as house connections or ongoing, intermittent reviews of large multi-phase projects spanning several years of development are not shown in this report. The final appendices provide a breakdown of services including house visits, inflow/infiltration studies, construction activity, operating expenses, and capital project costs contracted for the community.

This annual report, along with a map showing areas where collection system mainlines were jet cleaned and TV inspected, locations where construction crew activities were provided, house visits where house lateral connections needed to be cleaned or inspected, is available on our website at <https://cuyahogacounty.gov/publicworks/services/sewer-maintenance-services/city-service-maps-annual-reports>. Adobe Corporation's free reader software is required and can be downloaded from www.adobe.com.

*** Please note:** These appendix reports are provided only to communities for which specific services are provided by the CCDPW. For example, if a regularly scheduled mainline cleaning service is not provided for your community, a map was not produced. Similarly, if project review or capital project management services are not provided for your community, then there is also no corresponding report. Furthermore, certain specific member communities are provided limited maintenance only on County improvement mainlines and/or facilities.





Community Streets Cleaned*



Section A-1

*No service provided if section is blank

2023 Collection System Jet Cleaning

MIDDLEBURG HEIGHTS

SANITARY

Street Count: 63

STREET	Jet footage	# of segments
BAGLEY EASEMENT	3,816	19
BAGLEY ROAD	4,969	23
BARDBURY AVENUE	1,926	6
BENEDICT DRIVE	1,513	6
BIG CREEK PARKWAY	500	1
BROOKSTONE TRAIL	1,248	5
BUCKINGHAM COURT	150	1
CHEROKEE EASEMENT	387	1
CHIPPEWA EASEMENT	230	1
COMMERCE PARKWAY	1,640	5
COMSTOCK CIRCLE	583	3
DEER RUN DRIVE	405	2
EAST WINDING OAK DRIVE	334	2
EASTLAND ROAD	4,220	17
ENGLE EASEMENT	639	4
ENGLE LAKE DRIVE	795	4
ENGLE LAKE EASEMENT	166	1
ENGLE ROAD	10,694	44
ENGLEWOOD DRIVE	2,358	11
ENGLEWOOD EASEMENT	358	1
FIRST AVENUE	4,053	13
FOREST OVAL	727	4
FOX HOLLOW DRIVE	453	2
FREEWAY CIRCLE	117	1
FRY EASEMENT	220	1
FRY ROAD	184	1
HEPBURN EASEMENT	490	2
HEPBURN ROAD	994	4
ISAAC DRIVE	997	4
JAMES DRIVE	346	1
JEFFERSON PARK ROAD	1,854	8
LAKE ABRAM DRIVE	1,078	3
MALLARD COVE	496	2
NORTH WINDING OAK DRIVE	750	3
OLD OAK BOULEVARD	3,666	15

SANITARY- continued

STREET	Jet footage	# of segments
OLD OAK EASEMENT	1,363	4
PARKLAWN AVENUE	299	1
PAWNEE EASEMENT	565	2
PAWNEE TRAIL	3,512	13
PEARL EASEMENT	881	3
PEARL ROAD	175	1
PINE RIVER EASEMENT	60	1
PINE VALLEY TRAIL	150	1
RED ROOF EASEMENT	792	3
ROSBOUGH DRIVE	686	4
SHELBURNE DRIVE	1,370	5
SHELDON EASEMENT	627	3
SHELDON ROAD	4,035	16
SMITH ROAD	1,867	9
SQUIRREL RUN DRIVE	674	4
WENDY DRIVE	453	2
WILLIAMSBURG COURT	2,285	9
WINDING OAK DRIVE	1,304	7
JET SANITARY TOTAL:		74,454
		309

STORM

Street Count: 65

STREET	Jet Footage	# of segments
ALDERSYDE DRIVE	1,195	5
ARROWHEAD TRAIL	2,055	11
BAGLEY ROAD	5,504	38
BALDWIN CREEK DRIVE	2,752	18
BALDWIN RESERVE DRIVE	1,552	12
BARDBURY AVENUE	3,479	14
BARRIEMORE AVENUE	996	5
BARTHOLOMEW DRIVE	1,539	6
BENEDICT DRIVE	1,975	13
BENNINGTON BOULEVARD	2,736	14
BIG CREEK EASEMENT	100	1
BIG CREEK PARKWAY	581	2
BRIARCLIFF PARKWAY	2,484	12

STORM continued

STREET	Jet Footage	# of segments
BRINBOURNE AVENUE	1,922	7
BROOKSIDE PARKWAY	2,267	10
BROOKSTONE TRAIL	867	2
BUNKER HILL ROAD	884	4
BYRON BOULEVARD	1,203	6
CANYON CIRCLE	449	2
CHEROKEE TRAIL	1,927	8
CHIPPEWA TRAIL	3,249	13
COMSTOCK CIRCLE	716	4
CONCORD TRAIL	1,257	7
CRAIGMERE DRIVE	3,926	18
DELAWARE DRIVE	1,728	8
FOREST OVAL	663	3
GERALD DRIVE	2,867	18
GLENRIDGE AVENUE	2,904	14
GRANT BOULEVARD	1,861	6
INDIAN CREEK DRIVE	5,272	25
ISAAC DRIVE	1,263	7
JAMES DRIVE	814	4
KLEIN DRIVE	1,204	5
LANIER DRIVE	1,143	3
LEXINGTON GREEN	419	3
MALLARD COVE	597	4
MALLARD EASEMENT	290	2
MARKAL DRIVE	1,296	6
MONGOMERY AVENUE	760	4
NETHERSOLE DRIVE	2,360	8
OLD OAK BOULEVARD	3,110	9
OLD OAK EASEMENT	652	2
PACKARD AVENUE	1,244	5
PARKLAWN AVENUE	1,669	10
PARKWELL AVENUE	261	1
PAWNEE TRAIL	1,235	4
PAWNEE TRAIL	5,930	25
PEARL EASEMENT	881	3
PINEWOOD DRIVE	939	5
PRICETON PLACE	620	4
REVERE CIRCLE	1,602	9

STORM continued

STREET	Jet Footage	# of segments
SARATOGA ROAD	1,532	10
SHAWNEE EASEMENT	1,220	2
SHELBURNE DRIVE	579	2
SPRAGUE ROAD	790	4
STONYBROOK DRIVE	1,094	4
SUNRISE OVAL	249	1
TIMBER LANE	635	4
TRENTON TRAIL	2,812	14
UHLIN EASEMENT	1,300	3
WEST 130 STREET	1,514	7
WEST SPRAGUE ROAD	1,416	8
WEBSTER ROAD	3,150	17
WENGATZ DRIVE	2,252	11
YORKTOWN LANE	890	3
JET STORM TOTAL:	108,632	519
2023 JET SANITARY & STORM GRAND TOTAL:	183,086	828

Community Streets Inspected*



Section A-2

*No service provided if section is blank

2023 Collection System TV Inspection

MIDDLEBURG HEIGHTS

SANITARY

Street Count: 40

STREET	CCTV Footage	# of segments
BAGLEY EASEMENT	508	3
BAGLEY ROAD	2,329	9
BARDBURY AVENUE	1,901	6
BARRIEMORE AVENUE	318	2
BELMEADOW DRIVE	0	1
BENEDICT DRIVE	1,457	5
BROOKSTONE TRAIL	1,251	5
CHEROKEE TRAIL	933	3
COMMERCE PARKWAY	335	2
COMSTOCK CIRCLE	252	1
DEER RUN DRIVE	643	3
EAST WINDING OAK DRIVE	503	3
EASTLAND ROAD	2,823	11
ENGLE LAKE DRIVE	507	3
ENGLE ROAD	7,142	28
ENGLEWOOD DRIVE	2,247	10
ENGLEWOOD EASEMENT	315	1
FIRST AVENUE	2,127	7
FOREST OVAL	717	4
FOX HOLLOW DRIVE	549	3
FRY EASEMENT	250	1
HEPBURN ROAD	154	1
ISAAC DRIVE	797	3
JEFFERSON PARK ROAD	1,875	8
LAKE ABRAM DRIVE	1,081	3
MALLARD COVE	190	1
NORTH WINDING OAK DRIVE	478	2
OLD OAK BOULEVARD	2,087	8
PAWNEE TRAIL	1,254	10
PEARL EASEMENT	1,580	4
PEARL ROAD	188	2
ROSBOUGH DRIVE	689	4
SHELBURNE DRIVE	709	3
SHELDON EASEMENT	637	2
SHELDON ROAD	3,669	15
SMITH ROAD	1,397	7
SQUIRREL RUN DRIVE	674	4

SANITARY- continued

STREET	CCTV Footage	# of segments
WENDY DRIVE	446	2
WILLIAMSBURG COURT	1,397	6
WINDING OAK DRIVE	1,068	6
CCTV SANITARY TOTAL:		47,477
		201

STORM

Street Count: 55

STREET	CCTV Footage	# of segments
ALAN PARKWAY	140	1
ALDESYDE DRIVE	1,195	5
ARROWHEAD TRAIL	2,055	11
BAGLEY ROAD	4,326	33
BALDWIN CREEK DRIVE	2,752	18
BALDWIN RESERVE DRIVE	1,552	12
BARDBURY AVENUE	3,454	14
BARRIEMORE AVENUE	1,314	7
BARTHOLOMEW DRIVE	1,539	6
BENNINGTON BOULEVARD	2,736	14
BRIARCLIFF PARKWAY	2,484	12
BRINBOURNE AVENUE	1,922	7
BROOKSIDE PARKWAY	2,267	10
BUNKER HILL ROAD	884	4
BYRON BOULEVARD	1,203	6
CANYON CIRCLE	449	2
CHEROKEE TRAIL	1,927	8
CHIPPEWA TRAIL	3,249	13
CONCORD TRAIL	1,375	8
CRAIGMERE DRIVE	3,926	18
DELAWARE DRIVE	1,728	8
GERALD DRIVE	2,867	18
GLENRIDGE AVENUE	2,904	14
GRANT BOULEVARD	1,893	8
INDIAN CREEK DRIVE	5,272	25
JAMES DRIVE	1,174	6
KLEIN DRIVE	1,204	5
LANIER DRIVE	1,143	3
LEXINGTON GREEN	419	3
MARKAL DRIVE	1,296	6
MONGOMERY AVENUE	760	4
NETHERSOLE DRIVE	2,360	8

STORM continued

STREET	CCTV Footage	# of segments
PACKARD AVENUE	1,244	5
PARKLAWN AVENUE	1,669	10
PARKWELL AVENUE	261	1
PAWNEE TRAIL	7,212	35
PEARL EASEMENT	1,580	4
PEARL ROAD	292	4
PINEWOOD DRIVE	939	5
PRINCETON PLACE	620	4
RAGALL PARKWAY	100	1
REVERE CIRCLE	1,602	9
SARATOGA ROAD	1,532	10
SHELBURNE DRIVE	1,004	3
SMITH ROAD	3,310	6
SPRAGUE ROAD	790	4
STONYBROOK DRIVE	1,094	4
SUNRISE OVAL	249	1
TIMBER LANE	635	4
TRENTON TRAIL	2,812	14
WEST 130 STREET	1,514	7
WEST SPRAGUE ROAD	1,416	8
WEBSTER ROAD	3,150	17
WENGATZ DRIVE	2,252	11
YORKTOWN LANE	890	3

CCTV STORM TOTAL: 99,936 487

2023 CCTV SANITARY & STORM GRAND TOTAL: 147,413 688

Plan Approvals*



Section A-3

*No service provided if section is blank

2023 Middleburg Heights Plan Approvals

Project ID	Project Name	Approval Date
20-041(1)	PLAZA ON PEARL (REVISION)	15-Feb-2023
22-043(1)	PEARL & W. 130TH DEVELOPMENT	23-Feb-2023
22-043(2)	WETGO (PEARL & W. 130TH DEVELOPMENT)	23-Feb-2023
22-055(1)	SERPENTINI COLLISION CENTER	21-Mar-2023
23-007(1)	MIDDLEBURG HEIGHTS RETAIL	27-Jun-2023
23-023(1)	ALDI PEARL RD. MIDDLEBURG HTS.	1-Nov-2023
22-053(1)	RETINA & ASSOCIATES	29-Nov-2023
23-028(1)	MIDDLEBURG HTS FAMILY HEALTH CENTER	11-Aug-2023

Service Program Summary*



Section A-4

*No service provided if section is blank

City of Middleburg Heights

<u>Type</u>	<u>Community Total</u>
Sanitary Sewers Manholes	346,691 Feet 1,512 (Approximately)

2023 Service Program

<u>Program</u>	<u>2023 Activity</u>
1) High Pressure Jet Cleaning Sanitary – 74,454 Feet Storm – 108,632 Feet	183,086 Feet
2) House Service	741 Calls
3) Television Inspection Sanitary – 47,477 Feet Storm – 99,936 Feet	147,413 Feet
4) Construction Activities	153 Job(s)
5) Dye Testing	60 Test(s)
6) Construction Permits Issued (Commercial) (Residential)	15 6
7) Plan Approvals	8 Plan(s)
8) Construction Inspection PUBLIC: Mainline & Lateral PRIVATE: Commercial & Residential	4,841 Feet 8,812 Feet
9) Catch Basins Cleaned	139

Community Operating Expenses*



Section A-5

*No service provided if section is blank

City of Middleburg Heights

2023 Operating Expenses

<u>Activity</u>	<u>Cost</u>
1. Maintenance of Sanitary Sewerage Systems	\$1,406,997
2. Pump Station Operation and Maintenance	\$ 0
3. Engineering and/or Inspection	\$199,675
4. Capital Expenses (See Section A-6 if any)	\$118,794
Total Operating Expenses:	\$1,725,466

Community Capital Expenses*



Section A-6

*No service provided if section is blank

City of Middleburg Heights

2023 Capital Expenses

Belmeadow/Newton Area Lining	\$108,648
Newton Road Repair	\$ 10,146
Total Capital Expenses:	\$118,794



CONTACT INFORMATION

Department of Public Works Administrative Headquarters
2079 East Ninth Street - 5th Floor
Cleveland, OH 44115

Email: Publicworks@cuyahogacounty.us

Website: Publicworks.cuyahogacounty.us

Michael W. Dever, M.P.A.	Director of Public Works
David Ray, P.E, P.S.	Cuyahoga County Engineer
Bryan J. Hitch	Deputy Chief - Maintenance
Thomas P. Sotak, P.E.	Deputy Chief - Engineering
Mellany M. Seay	Finance & Operations Administrator
Nichole L. English, P.E.	Planning & Programming Administrator
Laura A. Weber, P.E.	Chief Section Engineer Sanitary
Edward V. Premen, M.B.A.	Business Services Manager Sanitary

Department of Public Works
Sanitary Maintenance Division
2501 Harvard Avenue
Newburgh Heights, Ohio 44105

Dispatch Office	(216) 443-8201
Dispatch Email	PWDispatch@cuyahogacounty.us
Administration	(216) 348-3867
Inspection & Permits	(216) 443-8209
Sewer Maintenance	Gary Green, Senior Supervisor (216) 443-8225
Sewer Maintenance	John Gribble, Senior Supervisor (216) 443-8227
Lateral Services	Brandon Skufca, Supervisor (216) 443-8226
Construction (EAST)	Dave Novak, Supervisor (216) 348-4238
Construction (WEST)	Mitchell Holt, Supervisor (216) 443-8229
Sewer Jetting	Tom Noy, Supervisor (216) 348-3901
Televised Inspection	Todd Swindell, Supervisor (216) 443-8224
Environmental Services	Richard Krumreig, Manager (216) 443-7798
Pump Station Operations	Robert Dietrich, Supervisor (216) 698-3566
Sewer Maintenance (2 nd)	Steve Cooper, Supervisor (216) 698-3535
Sewer Maintenance (2 nd)	Pat Mauk, Supervisor (216) 348-3849



Cuyahoga County **Department of Public Works**

Administrative Headquarters
2079 East Ninth Street
Cleveland, OH 44115
216.348.3800