




2023 Annual Report

Prepared for the: **City of Parma**



By the: **Department of Public Works**





March 14, 2024

The Honorable Timothy DeGeeter
City of Parma
6611 Ridge Road
Parma, Ohio, 44129

Dear Mayor DeGeeter,

As the Director of Public Works, I am pleased to submit the 2023 Annual Report for the City of Parma. Our work within the communities, including yours, focuses on addressing infrastructure needs and meeting Ohio EPA goals for collection system operation and maintenance. We continue to provide efficiency for sanitary and storm sewer maintenance throughout the County by maintaining a second shift to enable us to reduce overtime and to work in areas where normal working hour traffic is problematic. Our goal is always to provide a high level of service in a cost-effective manner.

Through the work of our dedicated staff members, we have been able to continue to provide reliable maintenance services throughout our service area and we will continue to provide quality service for our member communities throughout the year.

This annual report contains a detailed overview of the work completed within your community in the past year. The overview of the work performed includes the following: collection system jet cleaning and CCTV inspection history, plan approval status, service program summary details and community operating and capital expenses.

The annual report for this and previous years is also available on our website at:

<https://cuyahogacounty.gov/publicworks/services/sewer-maintenance-services>

The Rules and Regulations and Uniform Standards and Details issued by the County continue to be available on our web site:

<https://www.cuyahogacounty.gov/publicworks/services/design-and-construction/sanitary-design/sanitary-design-construction-drawings-and-standards>

My staff is available to meet with you at your convenience should you wish to discuss this report or any of the services that our department provides. I am pleased and grateful for the opportunity of serving you through the Cuyahoga County Department of Public Works.

Respectfully submitted,

Michael W. Dever, MPA, Director
Department of Public Works

cc: (with attachments)

Tony Vannello, Service Director
Hasmukh Patel, P.E., City Engineer



The Power of Consolidation



2501 Harvard Avenue – Newburgh Heights

Sanitary Engineering, Road & Bridge & Fleet Management are consolidated at one location



The **Harvard Avenue Maintenance Yard facility** is home to approximately 180 staff members and is **geographically centralized in Cuyahoga County** to **better serve the surrounding communities.**

- Vehicle fueling areas for **Diesel, Electric and Gasoline**
- Fleet Maintenance Area features: **9 static lifts and 3 mobile lifts**
- Interior Vehicle Wash Bay
- LED Lighting for Interior Office, Garage, Exterior Parking Lot and Site Lighting
- Materials Storage Yard
- **Dispatch Area**
- **Permits Area**
- **ADA-compliant** design for all Office, Conference, and Training Room areas
- Conference and Training Rooms for up to **200 visitors**





SANITARY FLEET FACTS

THE POWER OF REGIONALISM



Current vehicles & equipment	Quantity
House Trucks	13
Specialized Plate Truck & specialized vehicles for catch basin repair	7
Combination Jet-Vac & Straight Jet Trucks	10
TV Camera Trucks	7
Backhoes, Mini Excavators & Rubber Wheel Loader	7
Class 5 Dump Trucks	6
Construction trucks	8
1-ton trucks for pump station service	5
43,000 to 53,000 GVWR single-axle dump trucks	6
58,000 to 60,000 GVRW tandem axle dump trucks	12
Class 550 with crane for pump station service	3
20-25 ton trailers	11
Small Trailers	13



Table of Contents



Overview.....1

Appendix Description.....8

Community Streets Cleaned.....A-1

Community Streets Televised.....A-2

Plan Approval Status.....A-3

Service Report Summary.....A-4

Community Operating Expenses.....A-5

Community Capital Expenses.....A-6

Contact Information.....Rear Folio



OVERVIEW

Established in 1919, the office of the Cuyahoga County Sanitary Engineer was created to provide administrative authority in matters of wastewater, storm water, and water supply management. In 2012, the Sanitary Engineering Division (formerly CCSE) became a part of the Cuyahoga County Department of Public Works (CCDPW), and now operates under County Executive Chris Ronayne.

The Sanitary Division's focus is on the maintenance and repair of aging sewer lines, sewer system needs assessment, engineering feasibility studies, and other infrastructure-related issues. These areas all have a direct impact on commercial and residential development, job creation, and expanding the tax base in the communities served by the Department of Public Works. Furthermore, the Sanitary Division is a major source of technical information for communities (mayors, municipal engineers, and service directors), which provides them with guidance for making infrastructure decisions within their community. The Sanitary Division has considerable experience in the maintenance, repair, and rehabilitation of sanitary and storm sewer systems, as well as significant expertise with respect to the operation and maintenance of pump stations and wastewater treatment plants.



The Sanitary Engineering Division of Public Works currently operates in 39 communities by agreement. Pursuant to such agreements, the Sanitary Division maintains more than 1,500 miles of sanitary sewers and 1,100 miles of storm sewers and operates 65 sewage-pumping stations. Working in cooperation with the Ohio Environmental Protection Agency (Ohio EPA), the Northeast Ohio Regional Sewer District (NEORS), the Cuyahoga County Board of Health (CCBH), and the various communities, the Sanitary Division works to maintain water quality. This is done through the construction of new sanitary sewers, maintenance of existing sewer systems, and the investigation and remediation of illicit discharges (sanitary sewage which is improperly discharged into storm sewers).

All funds used for operation, maintenance, rehabilitation, and repair of the sewerage system are generated through fees and assessments. (Funding is not via the County's General Fund to perform these activities.)

The Department of Public Works has been in the forefront of regionalism efforts within the County. With services provided to more than half of the County's 59 communities, the Sanitary Division continues to maintain reasonable rates and improve infrastructure throughout the area.



GOALS

The Sanitary Engineering Division of Public Works has three (3) major goals:




1. Operate and maintain the sanitary sewerage systems to assist the communities in meeting the goals and objectives of the EPA Capacity Management Operation and Maintenance (CMOM) guidelines.
2. Provide guidelines for design and construction through the County's "Uniform Standards for Sewerage Improvements" and "Rules and Regulations."
3. Issue sewer connection permits and provide construction inspection for new sanitary sewers and new connections to existing sanitary sewers.

The goals of the Sanitary Engineering Division with respect to the maintenance and repair of sewers are accomplished through the activities of our three main Sanitary Division groups working together: Maintenance Services; Engineering & Construction Services; and Administrative Services.

MAINTENANCE SERVICES

- Reduction of the number of flooded basements by maintaining existing capacity in the collection systems, minimize the inflow/infiltration of storm water to the sanitary system, and evaluate the structural integrity of the sewerage system;
- Optimization of maintenance efficiency to reduce operating costs and provide more available funds for capital improvement projects and repairs;
- Maintenance and inspection of the existing collection system to achieve EPA CMOM maintenance goals;
- Operation and maintenance of pumping stations;
- Performance of Illicit Discharge Detection and Elimination Services





ENGINEERING AND CONSTRUCTION SERVICES

- Preparation of Task Orders for repairs and rehabilitation;
- Plan review and approval of all new sewer improvements within the County service area;
- Performance of engineering analyses (required for operation of facilities and the collection system);
- Capital improvement planning;
- Construction management and inspection;
- Provision of guidelines for new construction through use of the *CCDPW Uniform Standards for Sewerage Improvements*;
- Provision of infrastructure needs assessment for communities;
- Project design;
- Construction inspection of new wastewater collection systems within the county service area; and,
- Record keeping of as-built plans and test tee locations.



ADMINISTRATIVE SERVICES

- Issuance of connection permits;
- Maintenance of Record Drawings;
- Provision of Geographical Information Systems (GIS) for development and implementation;
- Fiscal oversight of annual operating budget and capital improvement budget;
- Administration of Grants and loans; and,
- Licensing and permitting of more than 200 contractors.

SUMMARY OF COUNTY-WIDE MAINTENANCE SERVICES

SEWERS

- High-pressure jetting of sewers in the right-of-way, approximately **297 miles of sewers in 2023**
- Point repairs of sewers, force mains, and structures; **2,608 construction visits; and 1,715 catch basins cleaned;**
- **Cleaning of 8,647 service laterals**, including emergency maintenance and 24-hour on-call team for resident issues;
- **CCTV inspection** of approximately **226 miles** of sewers to provide condition ratings, failures and/or deficiencies;
- **I/I investigation and remediation, 232 visits;**
- Implementation of preventative maintenance and upgrades to pumping stations, as well as the provision of licensed operators to monitor the condition of those facilities.





The Maintenance Services Department provides a full-service program to clean sewers, provide National Association of Sewer Service Companies (NASSCO) Pipeline Assessment Certification Program (PACP) condition ratings of sewers, maintain the structural integrity of the sewer systems, and perform repairs on sanitary and storm sewers. The objective of the program is the cleaning of all sanitary sewers every three years and performing video inspection every six years. This timeline is well within the NEORS’s *“Best Management Practices”* guidelines.

■ **HOUSE LATERAL SERVICES**

The Maintenance Services House Lateral Service Department cleaned 8,647 house lateral connections in 2023. The goal is to alleviate sewer back-ups by clearing blocked mains and cleaning service connections to restore sewer capacity.

The House Lateral Service Department also performs flow monitoring for Inflow and Infiltration (I&I) analysis, dye testing, smoke testing, and lateral sewer inspection to identify I&I sources and locations of illicit discharges. The Department works with the communities, the Ohio EPA and the NEORS to protect local waterways.





■ PUMPING STATIONS


The County operates 65 pumping stations throughout the 39 communities pursuant to the maintenance agreements. A Supervisory Control and Data Acquisition (SCADA) system monitors the stations. The system provides alarms and operational status through a central computer, providing 24-hour monitoring. New pump stations are added to the SCADA system as they come on-line. Our maintenance staff consists of experienced operators and technicians enabling us to repair most problems in-house, therefore keeping costs down. Their preventive maintenance program and dedication to the job has reduced emergency callouts and overflows.



■ CAPACITY, MANAGEMENT, OPERATION, AND MAINTENANCE PROGRAM (CMOM)

The CMOM Program is a set of “best management practices” that have been developed by the industry and are applied over the life cycle of the sewer collection system. It is these general practices that are taken into consideration when a system is being reviewed by a federal or state agency. Improvement and recommendations are provided by the agencies based on deficiencies identified in the sanitary sewer system.

We continue to work with the NEORS (through their community discharge program) and with the Ohio EPA to ensure that our Sanitary Division’s best practices meet the CMOM goals.





SUMMARY OF ENGINEERING & CONSTRUCTION SERVICES

The Engineering and Construction Services Departments provide technical services to the communities including, but not limited to, capital project planning, grant and loan administration, design engineering, construction management, as well as inspection of sanitary and storm sewers, and pump stations.

The sewer repair and rehabilitation program is managed by in-house personnel. A Sanitary Division engineer is assigned to each community to provide an individual contact for sewer related issues. Under the existing sewer maintenance agreements (based on video inspection information and requests from the communities), the County issues Task Orders for repair and rehabilitation by our personnel, supplemented by several third-party contractors.

In 2023, on behalf of member communities, design plans were reviewed for 50 construction projects. The Sanitary Engineering Division also coordinates and analyzes the results of field testing and flow monitoring to detect and eliminate storm water inflow/infiltration (I/I) from the sanitary sewer system and illicit discharges to the storm sewer system. Record drawings are prepared, scanned, and filed for record keeping. Information on new sewers and service connections is provided to our IT personnel for incorporation into the County's Geographical Information System (GIS).

The Sanitary Engineering Division and the Construction Department also oversee capital construction projects, including the development of financial packages in the form of grants and loans obtained from the State of Ohio. These funds are utilized for lining, repairing, replacing, and rehabilitating existing sanitary and storm sewerage systems.

The Construction staff provides inspection of all new sanitary sewers and for the connection of service laterals to existing sewers. The Inspectors ensure that projects are constructed in conformance to design plans, specifications, and the County's "Uniform Standards."





SUMMARY OF ADMINISTRATIVE SERVICES

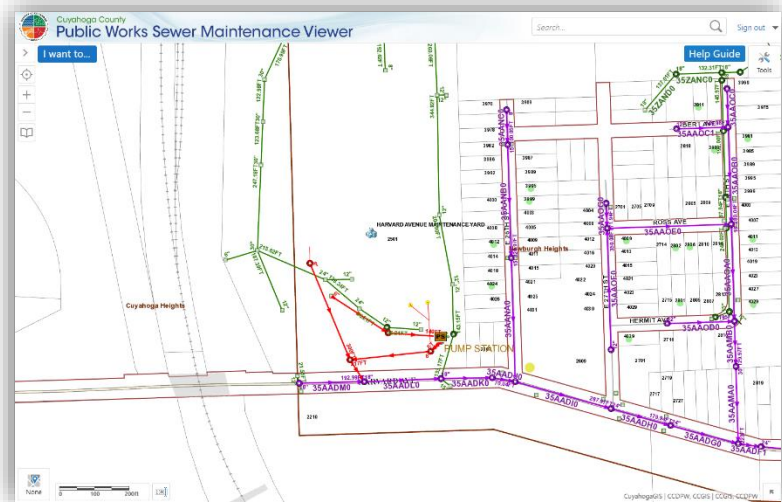
■ PERMITS

The County issues residential and commercial sewer service connection permits for 26 of the 39 communities with maintenance agreements. Only contractors registered with the Department of Public Works can obtain a permit. The permit process includes inspection by the County to ensure that the work is performed in conformance to the “Uniform Standards and Details”. Permanent records of all sewer connections are maintained by the County.

■ INFORMATION TECHNOLOGY

Information Technology (IT) provides computer and analytical support to internal end-users and to the communities serviced by the CCDPW. IT is responsible for the design, implementation, and maintenance of our Geographical Information System (GIS), other relational database systems, and guiding data acquisition tasks throughout the CCDPW. The GIS mapping program catalogues the location of sewer systems and performs analysis on spatial data. This information supports the planning, design, and maintenance of sewer systems, and ensures user fees are appropriately assessed and collected. Furthermore, the mapping program features access to information regarding permits that are on record.

Our Geographical Information System is continually being updated and expanded to include information on repair and rehabilitation activities as well as system maintenance and inspection activities. Information is shared between the County, member communities, and the NEORSRD to improve services and foster collaboration.



■ FINANCE

The Finance Department provides support services to various units within the CCDPW. Automated cost accounting programs and systems ensure accurate tracking and monitoring of expenditures, revenues, rate structures, and other data that provide financing for capital projects and operational budgets. All systems and programs are operated under generally accepted accounting principles. The CCDPW oversees an annual storm and sanitary sewer operating budget of more than \$33 million. Finance is responsible for accounts receivable, accounts payable, cost accounting, audit, inventory control, capital project financing, purchasing, and sewer assessment revenue management for member communities.

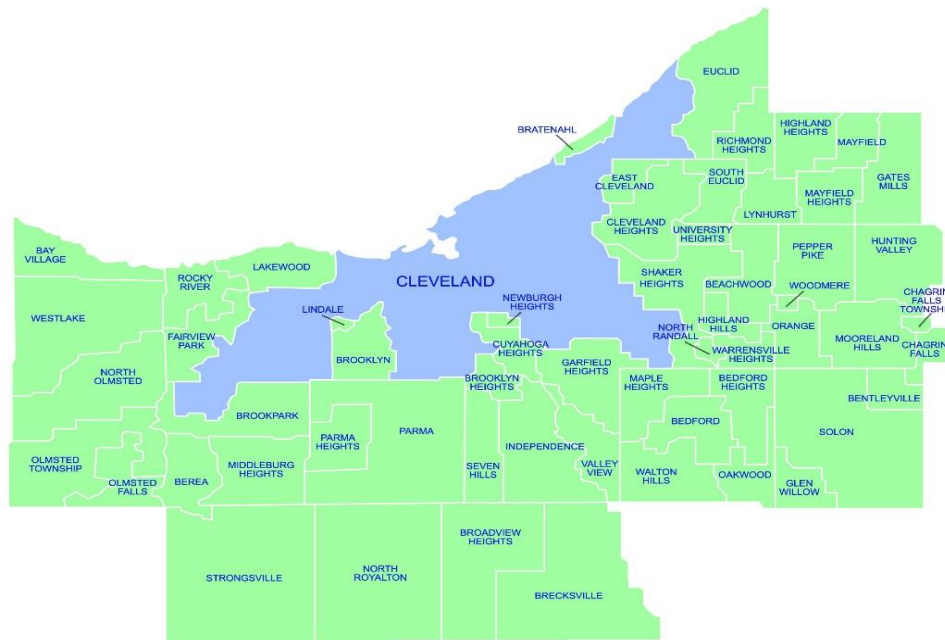


Appendix Description*

The following appendices contain a variety of reports representing the services provided to member communities in 2023. The CCDPW follows a manhole-to-manhole, sewer segment-based accounting method for jet cleaning and TV (video) inspection maintenance services. The first two appendices contain listings of the collection system cleaned and inspected for the year by street. The next appendix lists the plan approvals for the more significant projects submitted to, reviewed, and approved by the Engineering Department during the year for your community. Smaller review services such as house connections or ongoing, intermittent reviews of large multi-phase projects spanning several years of development are not shown in this report. The final appendices provide a breakdown of services including house visits, inflow/infiltration studies, construction activity, operating expenses, and capital project costs contracted for the community.

This annual report, along with a map showing areas where collection system mainlines were jet cleaned and TV inspected, locations where construction crew activities were provided, house visits where house lateral connections needed to be cleaned or inspected, is available on our website at <https://cuyahogacounty.gov/publicworks/services/sewer-maintenance-services/city-service-maps-annual-reports>. Adobe Corporation's free reader software is required and can be downloaded from www.adobe.com.

*** Please note:** These appendix reports are provided only to communities for which specific services are provided by the CCDPW. For example, if a regularly scheduled mainline cleaning service is not provided for your community, a map was not produced. Similarly, if project review or capital project management services are not provided for your community, then there is also no corresponding report. Furthermore, certain specific member communities are provided limited maintenance only on County improvement mainlines and/or facilities.



Community Streets Cleaned*



Section A-1

*No service provided if section is blank

2023 Collection System Jet Cleaning

PARMA

SANITARY

Street Count: 95

<u>STREET</u>	<u>Jet footage</u>	<u># of segments</u>
AARON DRIVE	2,877	13
ABRAHAM AVENUE	499	2
ALBER AVENUE	1,673	6
ALEXANDER DRIVE	433	4
AMBER LANE	448	2
AMHERST DRIVE	283	1
ANN ARBOR DRIVE	893	3
QUEENS HIGHWAY EASEMENT	352	1
BANNER LANE	426	2
BAUERDALE AVENUE	1,561	6
BRAINARD DRIVE	2,393	13
BROADVIEW ROAD	140	1
CAMBRIDGE DRIVE	35	1
CORPORATE DRIVE	1,173	3
DEBORAH DRIVE	1,757	6
DELL HAVEN EASEMENT	490	2
DELLWOOD DRIVE	400	2
DENVER DRIVE	978	4
ELSMERE DRIVE	2,292	9
ENDERBY DRIVE	573	2
FAIRLAWN DRIVE	2,477	9
FARNSWORTH DRIVE	282	3
FERNHILL AVENUE	6,263	15
FOREST AVENUE	1,329	5
FORTUNE AVENUE	1,407	6
FREEHOLD ROAD	500	3
GABRIELLA DRIVE	3,155	14
GLAMER DRIVE	233	1
HARROW DRIVE	1,135	4
HEARTHSTONE ROAD	2,565	12
HOLBURN ROAD	204	1
HOUSTON DRIVE	833	4
IVANDALE DRIVE	2,118	8
JOANN DRIVE	1,559	5
KENMORE AVENUE	3,593	12
KENYON DRIVE	634	2

SANITARY- continued

STREET	Jet footage	# of segments
LANGERFORD DRIVE	1,135	8
LIBERTY AVENUE	1,819	7
LINCOLN AVENUE	4,270	13
LINCOLN EASEMENT	247	1
LOYOLA DRIVE	300	1
LUELDA AVENUE	492	3
MAGDALA DRIVE	1,127	6
MALVERN DRIVE	1,790	7
MAPLECREST AVENUE	300	2
MORNINGSIDE DRIVE	1,671	6
NAOMI DRIVE	1,115	5
NATHAN DRIVE	656	4
NORMANDY HIGH SCHOOL	354	3
ONAWAY OVAL	517	3
PARK DRIVE	422	2
PARKLAND DRIVE	2,474	9
PARMA PARK BOULEVARD	951	2
PEARL ROAD	350	3
PINEGROVE AVENUE	3,779	16
POMONA DRIVE	713	3
QUEENS HIGHWAY	930	5
RALEIGH COURT	328	1
RENO DRIVE	998	5
RICHARD DRIVE	1,769	6
RIDGE ROAD	382	3
RIDGEFIELD AVENUE	285	1
RIVEREDGE DRIVE	2,504	9
RUNNING BROOK TRAIL	952	4
RUSSELL AVENUE	600	2
SANDPIPER EASE	319	1
SCHWAB DRIVE	233	1
SEQUOIA DRIVE	2,813	11
SHARON DRIVE	2,527	12
SKYLARK DRIVE	1,054	4
SNOW ROAD	2,317	8
WOOLMAN COURT	766	3
SOUTH CANTERBURY ROAD	375	1
SOUTHINGTON DRIVE	581	2

SANITARY- continued

STREET	Jet Footage	# of segments
SPRINGDALE AVENUE	827	3
STANBURY ROAD	359	1
STATE ROAD	681	4
THORNTON DRIVE	3,694	16
TORRINGTON AVENUE	4,276	14
TRACY TRAIL	4,192	17
TUCSON DRIVE	972	4
TUXEDO AVENUE	2,005	6
WEST 130 STREET	300	1
WEST 25 STREET	636	2
WEST 26 STREET	315	1
WEST 28 STREET	680	4
WEST 45 STREET	1,167	4
WEST 46 STREET	948	3
WEST 48 STREET	47	1
WEST 54 STREET	654	2
WEST SPRAGUE ROAD	820	2
WILLISTON DRIVE	530	2
WINDHAM ROAD	1,294	5
WOOD AVENUE	1,000	3
ZONA LANE	1,198	5
JET SANITARY TOTAL:	118,773	470

STORM

Street Count: 33

STREET	Jet Footage	# of segments
ALBER AVENUE	2,993	7
BANNER LANE	426	2
BROADVIEW ROAD	140	1
BROOKPARK AVENUE	2,340	9
DEBORAH DRIVE	662	2
EAST RIDGEWOOD DRIVE	35	1
FARNSWORTH DRIVE	285	1
GABRIELLA DRIVE	9,364	9
GLAMER DRIVE	467	2
HARROW DRIVE	1,150	1
HEARTHSTONE ROAD	2,141	10

STORM - continued

STREET	Jet Footage	# of segments
HILLTOP DRIVE	75	1
IVANDALE DRIVE	2,165	3
JOANN DRIVE	1,559	5
KENMORE AVENUE	2,725	9
KENTON AVENUE	22	1
LINCOLN AVENUE	4,287	15
MORNINGSIDE DRIVE	2,491	9
PLAZA DRIVE	1,764	7
POWERS BOULEVARD	660	2
SCHWAB DRIVE	233	1
SEQUOIA DRIVE	2,173	9
SKYLARK DRIVE	1,318	5
SNOW ROAD	314	1
STATE ROAD	350	1
THOREAU DRIVE	490	2
THORNTON DRIVE	3,287	14
TORRINGTON AVENUE	1,182	3
TRACY TRAIL	1,220	2
TUCSON DRIVE	489	3
WEST 25 STREET	636	2
WEST 46 STREET	946	3
WEST PLEASANT VALLEY ROAD	405	2

JET STORM TOTAL: 48,794 145

2023 JET SANITARY & STORM GRAND TOTAL: 167,567 615

Community Streets Inspected*



Section A-2

*No service provided if section is blank

2023 Collection System TV Inspection

PARMA

SANITARY

Street Count: 48

STREET	CCTV Footage	# of segments
ALBER AVENUE	3,345	11
AMBER LANE	445	2
BANNER LANE	497	2
BARON EASEMENT	595	4
BARTON CIRCLE	596	2
BRAINARD DRIVE	1,300	5
BROADVIEW ROAD	716	3
DELL HAVEN EASEMENT	415	2
EDGEHILL DRIVE	10	1
EVERGREEN DRIVE	338	2
FENWAY DRIVE	415	2
FORTUNE AVENUE	270	1
HAWTHORNE DRIVE	561	1
HEARTHSTONE ROAD	3,944	20
HIALEAH DRIVE	185	1
HOLBURN ROAD	205	1
IVANDALE DRIVE	1,790	6
JOANN DRIVE	1,215	5
KENMORE AVENUE	4,940	15
KEYSTONE ROAD	225	1
LINCOLN AVENUE	5,183	18
LUELDA AVENUE	251	1
MALVERN DRIVE	372	2
MORNINGSIDE DRIVE	3,708	9
PARK DRIVE	436	2
REICHERT ROAD	310	2
RENWOOD DRIVE	210	1
RIDGE EASEMENT	165	1
RIDGE ROAD	721	3
RUNNING BROOK TRAIL	1,385	6
SEQUOIA DRIVE	3,498	17
SKYLARK DRIVE	999	4
SNOW ROAD	1,737	6
STANBURY ROAD	353	1
STANDISH AVENUE	140	1

SANITARY- continued

STREET	CCTV Footage	# of segments
STATE ROAD	401	2
THEOTA AVENUE	490	2
THORNTON DRIVE	4,403	21
TORRINGTON AVENUE	3,208	11
TRACY TRAIL	1,595	10
WEST 16 STREET	338	1
WEST 25 STREET	635	2
WEST 26 STREET	310	1
WEST 28 STREET	647	4
WEST 45 STREET	1,770	6
WEST 48 STREET	60	1
WEST 52 STREET	320	1
WOODROW AVENUE	323	2
CCTV SANITARY TOTAL:		55,975
		225

STORM

Street Count: 35

STREET	CCTV Footage	# of segments
ALBER AVENUE	3,450	14
BANNER LANE	497	2
BARTON CIRCLE	596	2
BROADVIEW ROAD	716	3
EVERGREEN DRIVE	338	2
HAWTHORNE DRIVE	561	1
HEARTHSTONE ROAD	2,815	13
IVANDALE DRIVE	1,494	2
JOANN DRIVE	1,215	5
KENMORE AVENUE	1,570	1
LINCOLN AVENUE	4,484	19
MORNINGSIDE DRIVE	576	1
PARK DRIVE	436	2
PLEASANT VALLEY ROAD	145	1
REICHERT ROAD	310	2
RIDGE EASEMENT	165	1
RIDGE ROAD	136	1
RUNNING BROOK TRAIL	705	4
SANDY HOOK DRIVE	305	1
SEQUOIA DRIVE	2,785	13

STORM continued

STREET	CCTV Footage	# of segments
SKYLARK DRIVE	1,492	6
SNOW ROAD	455	2
STANDISH AVENUE	140	1
TANGLEWOOD LANE	848	2
THEOTA AVENUE	490	2
THORNTON DRIVE	3,925	20
TORRINGTON AVENUE	3,454	13
TRACY TRAIL	2,937	4
VALLEY VILLAS DRIVE	315	1
WEST 16 STREET	338	1
WEST 25 STREET	635	2
WEST 26 STREET	310	1
WEST 28 STREET	647	4
WEST 45 STREET	1,770	6
WEST 52 STREET	320	1
CCTV STORM TOTAL:	41,375	156
2023 CCTV SANITARY & STORM GRAND TOTAL:	97,350	381

Plan Approvals*



Section A-3

*No service provided if section is blank

2023 Parma Plan Approvals

Project ID	Project Name	Approval Date
22-051(2)	McDONALDS, SNOW ROAD	8-Mar-2023
22-051(1)	BURGER KING DEMOLITION PLAN, SNOW ROAD	14-Mar-2023
23-001(1)	PARMA DISCOUNT DRUG MART	14-Mar-2023
23-015(1)	COZUMEL SNOWVIEW PLAZA	21-Jul-2023
23-010(1)	RENWOOD SCHOOL DEMOLITION	17-Aug-2023
23-018(1)	PARMA SENIOR HIGH & PARKVIEW SCHOOL DEMO	17-Aug-2023
23-033(1)	CHIPOTLE SNOW RD PARMA	19-Sep-2023
23-037(1)	EMPOWERED COMMUNITY SERVICES OF PARMA	4-Dec-2023

Service Program Summary*



Section A-4

*No service provided if section is blank

City of Parma

<u>Type</u>	<u>Community Total</u>
Sanitary Sewers Manholes	1,268,160 Feet 5,430 (Approximately)

2023 Service Program

<u>Program</u>	<u>2023 Activity</u>
1) High Pressure Jet Cleaning Sanitary – 118,773 Feet Storm – 48,794 Feet	167,567 Feet
2) House Service	2,574 Calls
3) Television Inspection Sanitary – 55,975 Feet Storm – 41,375 Feet	97,350 Feet
4) Construction Activities	510 Job(s)
5) Dye Testing	18 Test(s)
6) Construction Permits Issued (Commercial) (Residential)	11 90
7) Plan Approvals	8 Plan(s)
8) Construction Inspection PUBLIC: Mainline & Lateral PRIVATE: Commercial & Residential	8,750 Feet 6,855 Feet
9) Catch Basins Cleaned	14

Community Operating Expenses*



Section A-5

*No service provided if section is blank

City of Parma
2023 Operating Expenses

<u>Activity</u>	<u>Cost</u>
1. Maintenance of Sanitary Sewerage Systems	\$3,066,013
2. Pump Station Operation and Maintenance	\$81,916
3. Engineering and/or Inspection	\$380,213
4. Capital Expenses (See Section A-6 if any)	\$884,030
 Total Operating Expenses:	 \$4,412,172

Community Capital Expenses*



Section A-6

*No service provided if section is blank

City of Parma

2023 Capital Expenses

Banner Lane Repair	\$18,919
Barton Road Repair	\$17,435
Bertha Avenue Repair	\$57,816
Broadrock Court Repair	\$30,195
Broadrock Drill Drop Loan- OWDA	\$13,300
Broadview Drill Drop Loan- OWDA	\$22,187
Edgehill Drive Repair	\$15,786
Fernhill Loan-OWDA	\$98,249
Fortune Avenue Repair	\$30,682
Fortune Avenue Repair	\$17,545
Grantwood Area Lining	\$94,253
Grantwood Drive Repair	\$28,816
Lincoln Avenue Repair	\$21,178
Luelda Avenue Repair	\$38,337
Reichert Road Repair	\$25,662
Ridge Road Repair	\$16,714
Sewer Repair Loan- OWDA	\$82,823
Sheraton/State Road Repair	\$15,409
Snow Road Repair	\$18,242
Snow Road Repair	\$31,127
Snow Road Repair	\$ 9,411
Stanbury Road Repair	\$56,992
State Road Repair	\$29,052
Torrington Avenue Repair	\$39,334
West 16 th Street Repair	\$34,099
West 26 th Area Manhole Rehabilitation	\$ 2,760
West 54 th Street Repair	\$17,707

Total Capital Expenses: **\$884,030**



CONTACT INFORMATION

Department of Public Works Administrative Headquarters
2079 East Ninth Street - 5th Floor
Cleveland, OH 44115

Email: Publicworks@cuyahogacounty.us

Website: Publicworks.cuyahogacounty.us

Michael W. Dever, M.P.A.	Director of Public Works
David Ray, P.E, P.S.	Cuyahoga County Engineer
Bryan J. Hitch	Deputy Chief - Maintenance
Thomas P. Sotak, P.E.	Deputy Chief - Engineering
Mellany M. Seay	Finance & Operations Administrator
Nichole L. English, P.E.	Planning & Programming Administrator
Laura A. Weber, P.E.	Chief Section Engineer Sanitary
Edward V. Premen, M.B.A.	Business Services Manager Sanitary

Department of Public Works
Sanitary Maintenance Division
2501 Harvard Avenue
Newburgh Heights, Ohio 44105

Dispatch Office	(216) 443-8201
Dispatch Email	PWDispatch@cuyahogacounty.us
Administration	(216) 348-3867
Inspection & Permits	(216) 443-8209
Sewer Maintenance	Gary Green, Senior Supervisor (216) 443-8225
Sewer Maintenance	John Gribble, Senior Supervisor (216) 443-8227
Lateral Services	Brandon Skufca, Supervisor (216) 443-8226
Construction (EAST)	Dave Novak, Supervisor (216) 348-4238
Construction (WEST)	Mitchell Holt, Supervisor (216) 443-8229
Sewer Jetting	Tom Noy, Supervisor (216) 348-3901
Televised Inspection	Todd Swindell, Supervisor (216) 443-8224
Environmental Services	Richard Krumreig, Manager (216) 443-7798
Pump Station Operations	Robert Dietrich, Supervisor (216) 698-3566
Sewer Maintenance (2 nd)	Steve Cooper, Supervisor (216) 698-3535
Sewer Maintenance (2 nd)	Pat Mauk, Supervisor (216) 348-3849



Cuyahoga County **Department of Public Works**

Administrative Headquarters
2079 East Ninth Street
Cleveland, OH 44115
216.348.3800