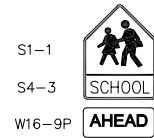


SCHOOL SYMBOL MARKING (REFER TO SHEET 1/2)

THE SCHOOL SYMBOL MARKING SHOULD BE PLACED ADJACENT TO O.D.O.T. STANDARD SIGN S1-1/S4-3P,+W16-9P "SCHOOL ZONE ADVANCE WARNING SIGN".



ON SINGLE LANE APPROACHES, THE TRANSVERSE LINES USED WITH THE WORD "SCHOOL" SHALL EXTEND ACROSS THE ENTIRE PAVEMENT, WITH A SINGLE WORD "SCHOOL" CENTERED ACROSS THE PAVEMENT, EXCEPT AS INDICATED BELOW.

ON SINGLE LANE APPROACHES WITH AN APPROACH WIDTH OF 11 FEET OR MORE, THE TRANSVERSE LINES USED WITH THE WORD "SCHOOL" MAY EXTEND ACROSS THE APPROACH PAVEMENT ONLY, WITH A SINGLE WORD "SCHOOL" CENTERED IN THE APPROACH LANE. IN THIS CASE, THE WORD "SCHOOL" SHALL BE IN 72" HIGH LETTERS.

CENTER LINES AND LANE LINES SHALL NOT PASS THROUGH THE SCHOOL SYMBOL MARKING.

LOCATION OF STOP LINE (REFER TO SHEET 1/2)

THE STOP LINE SHOULD BE PLACED WHERE CROSS CORNER VISION IS MAXIMUM, IN NO CASE MORE THAN 30' OR LESS THAN 4' FROM THE NEAREST EDGE OF THE EXISTING ROADWAY. FOR NORMAL INTERSECTIONS, A DISTANCE OF 10' IS RECOMMENDED.

IF A MARKED CROSSWALK IS PRESENT, THE STOP LINE SHOULD BE PLACED 4' IN ADVANCE OF, AND PARALLEL TO THE NEAREST CROSSWALK LINE.

AT SIGNALIZED INTERSECTIONS, THE DISTANCES INDICATED ABOVE SHALL BE ADJUSTED TO INSURE THAT THE STOP LINE IS LOCATED A MINIMUM OF 40' FROM AT LEAST ONE SIGNAL HEAD WHICH APPLIES TO THAT APPROACH.

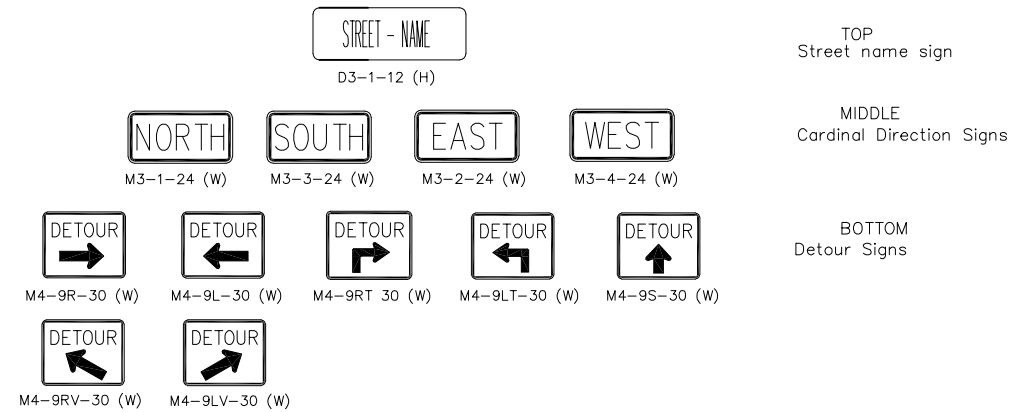
MANDATORY MOVEMENT LANE MARKINGS (REFER TO SHEET 1/2)

WHERE SYMBOL ARROWS ARE USED TO CONVEY A MANDATORY MOVEMENT, THEY MUST BE ACCOMPANIED BY STANDARD SIGNS, AND THE WORD MARKING "ONLY". THE LONGITUDINAL SPACE BETWEEN THE ARROW AND WORD SHOULD BE AT LEAST 4 TIMES THE HEIGHT OF THE CHARACTER, BUT NOT MORE THAN 10 TIMES THE HEIGHT OF THE CHARACTER.

STANDARD DIMENSIONS

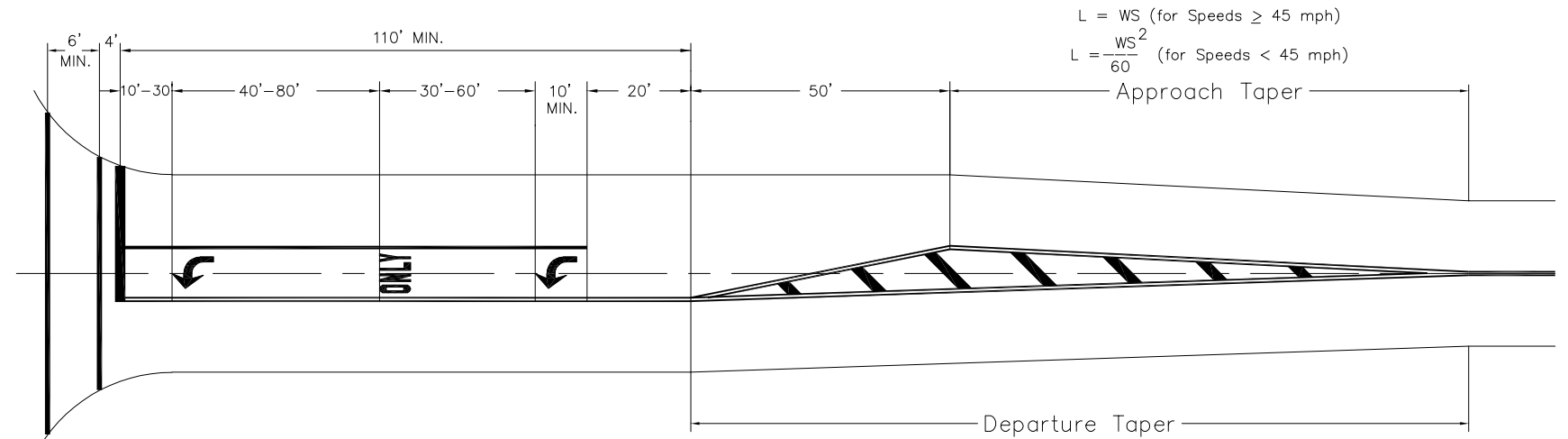
ALL PAVEMENT MARKINGS SHALL BE INSTALLED USING STANDARD DIMENSIONS CONFORMING TO THE REQUIREMENTS OF THE OHIO MANUAL OF UNIFORM TRAFFIC CONTROL DEVICES.

TEMPORARY TRAFFIC CONTROL

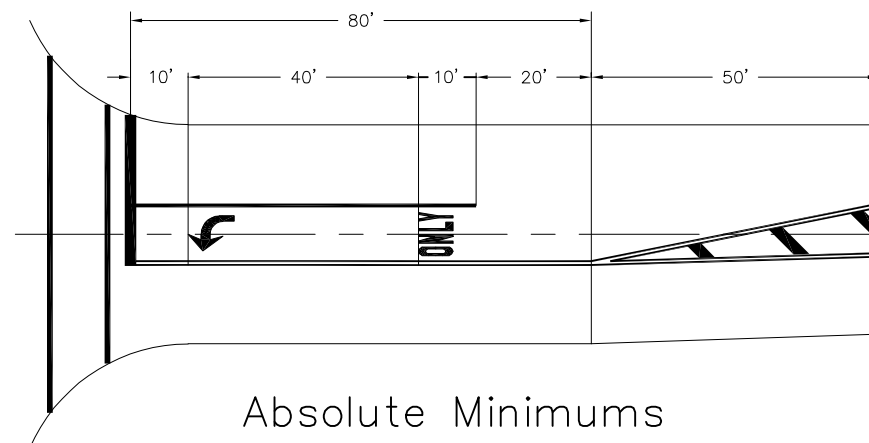


DETOUR SIGNING ORDER

LEFT TURN LANE MARKINGS



Desirable Minimums



Absolute Minimums

DATE
12-10-20

DRAWING NUMBER
TCD-2C

TRAFFIC CONTROL DESIGN AID
AND NOTES (SHEET 2/2)

CUYAHOGA COUNTY
ENGINEER

2
2